Reading Log Book



#1000BBK

JCPL
Johnson County
Public Library


This book belongs to

Reading to children is the best way to foster a love of books and to develop skills that will help them learn to read.

Read 1,000 books together, earn fun prizes and help your child get ready for kindergarten.

Instructions:

1. **Visit the children's department to register for the program and help your child select books to start your journey towards reading 1,000 Books Before Kindergarten.**

2. **Track your reading: Fill in a shape on your log for each book that you read together.**

3. **Every book counts: Already read it? It counts! Read it in storytime at the library or at preschool? It counts! If your child listens to the whole book, you can count it on the log.**

4. **Level Milestones: Once you read 100 books, come into the library for a prize. For each 100 books read, your child will earn a milestone prize, until you reach 1,000 books together. Prizes include stickers and other incentives.**

5. **Finish your 1,000th book: Congratulations! Come to the library for your final prize, a certificate of completion and an invitation to the 1000 Books Ceremony.**



Level 100

Literacy Tip:

Reading together (shared reading) everyday is the single most important way to help you child get ready to read.



51 52 53 54 55

56 57 58 59 60

61 62 63 64 65

66 67 68 69 70

71 72 73 74 75

76 77 78 79 80

81 82 83 84 85

86 87 88 89 90

91 92 93 94 95

96 97 98 99 100

Our favorite books were:

#1 _____

#2 _____

#3 _____

Visit the library for your milestone prize.

Level 200

Literacy Tip:

Songs are a wonderful way to learn about language. Singing slows down language so children can hear different sounds that make up words. Don't worry if you are not a good singer. Your child will love singing with you.



151 152 153 154 155

156 157 158 159 160

161 162 163 164 165

166 167 168 169 170

171 172 173 174 175

176 177 178 179 180

181 182 183 184 185

186 187 188 189 190

191 192 193 194 195

196 197 198 199 200

Our favorite books were:

#1 _____

#2 _____

#3 _____

Visit the library for your milestone prize.

Activities To Do Together

Instructions:

1. **Trace the shapes.**
2. **Name the shapes or ask your parent or caregiver to help you name the shapes.**
   circle, square, star, diamond, triangle, moon, rectangle, oval, octagon, pentagon



Activities To Do Together

Instructions:

1. **Draw a line through the maze and help the boy find his way to the sandcastle.**

Level 300

Literacy Tip:

It's hard to believe that children begin to develop writing skills as young as age two! Learning forms and shapes of letters are connected to learning how to read. Beginning writers learn the purpose of writing by watching adults.

201 202 203 204 205

206 207 208 209 210

211 212 213 214 215

216 217 218 219 220

221 222 223 224 225

226 227 228 229 230

231 332 233 234 235

236 237 238 239 240

241 242 243 244 245

246 247 248 249 250

251 252 253 254 255

256 257 258 259 260

261 262 263 264 265

266 267 268 269 270

271 272 273 274 275

276 277 278 279 280

281 282 283 284 285

286 287 288 289 290

291 292 293 294 295

296 297 298 299 300

Our favorite books were:

#1 _____

#2 _____

#3 _____

Visit the library for your milestone prize.

Level 400

Literacy Tip:

Go exploring around the house or outside. Make binoculars out of cardboard tubes. Tape or glue together, decorate and add yarn to hang it around your neck. Talk about what you see as you go on your adventure.

301 302 303 304 305

306 307 308 309 310

311 312 313 314 315

316 317 318 319 320

321 322 323 324 325

326 327 328 329 330

331 332 333 334 335

336 337 338 339 340

341 342 343 344 345

346 347 348 349 350

351 352 353 354 355

356 357 358 359 360

361 362 363 364 365

366 367 368 369 370

371 372 373 374 375

376 377 378 379 380

381 382 383 384 385

386 387 388 389 390

391 392 393 394 395

396 397 398 399 400

Our favorite books were:

#1 _____

#2 _____

#3 _____

Visit the library for your milestone prize.

Activities To Do Together

My name is _____

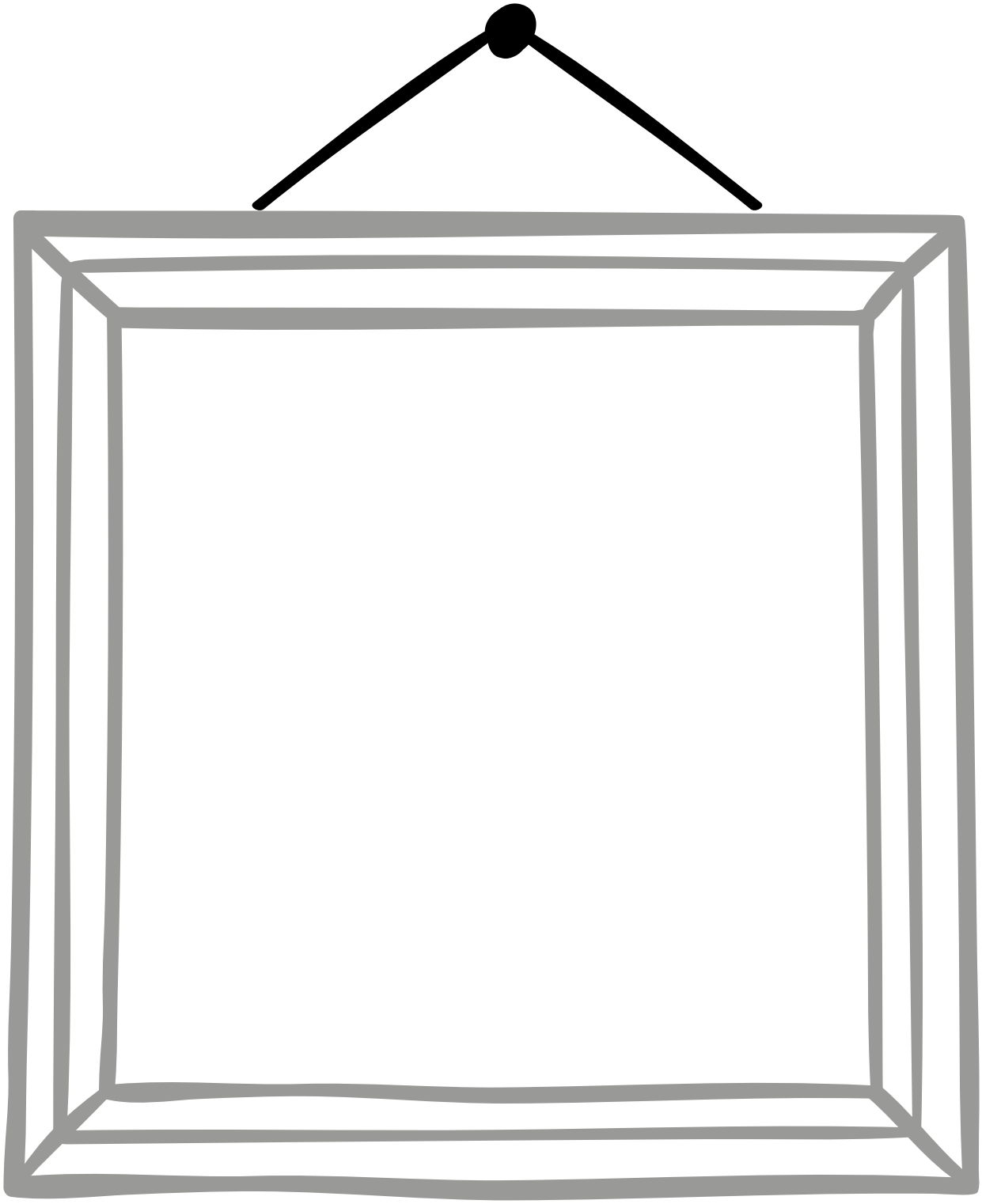

Paste a picture of your child or let your child draw a self-portrait.

Activities To Do Together

My age is _____

My birthday is _____

Trace your child's hand here.

Level 500

Literacy Tip:

Parents have long known that children learn best through play. The great news is science is backing you up! Children learn a lot about language through play. Play helps children understand that spoken and written words can stand for real objects and experiences. Give your child plenty of playtime and set aside time each day to play with him or her.

401 402 403 404 405

406 407 408 409 410

411 412 413 414 415

416 417 418 419 420

421 422 423 424 425

426 427 428 429 430

431 432 433 434 435

436 437 438 439 440

441 442 443 444 445

446 447 448 449 450

451 452 453 454 455

456 457 458 459 460

461 462 463 464 465

466 467 468 469 470

471 472 473 474 475

476 477 478 479 480

481 482 483 484 485

486 487 488 489 490

491 492 493 494 495

496 497 498 499 500

Our favorite books were:

#1 _____

#2 _____

#3 _____

Visit the library for your milestone prize.

Level 600

Literacy Tip:

On your next road trip look for signs together. Read the signs aloud and talk about what they mean. Name their color and shape.



551 552 553 554 555

556 557 558 559 560

561 562 563 564 565

566 567 568 569 570

571 572 573 574 575

576 577 578 579 580

581 582 583 584 585

586 587 588 589 590

591 592 593 594 595

596 597 598 599 600

Our favorite books were:

#1 _____

#2 _____

#3 _____

Visit the library for your milestone prize.

Activities To Do Together

Instructions:

1. Count the number of objects in each box.
2. Draw a line from the number that matches the items in the box.

1 2 3 4 5

6 7 8 9 10

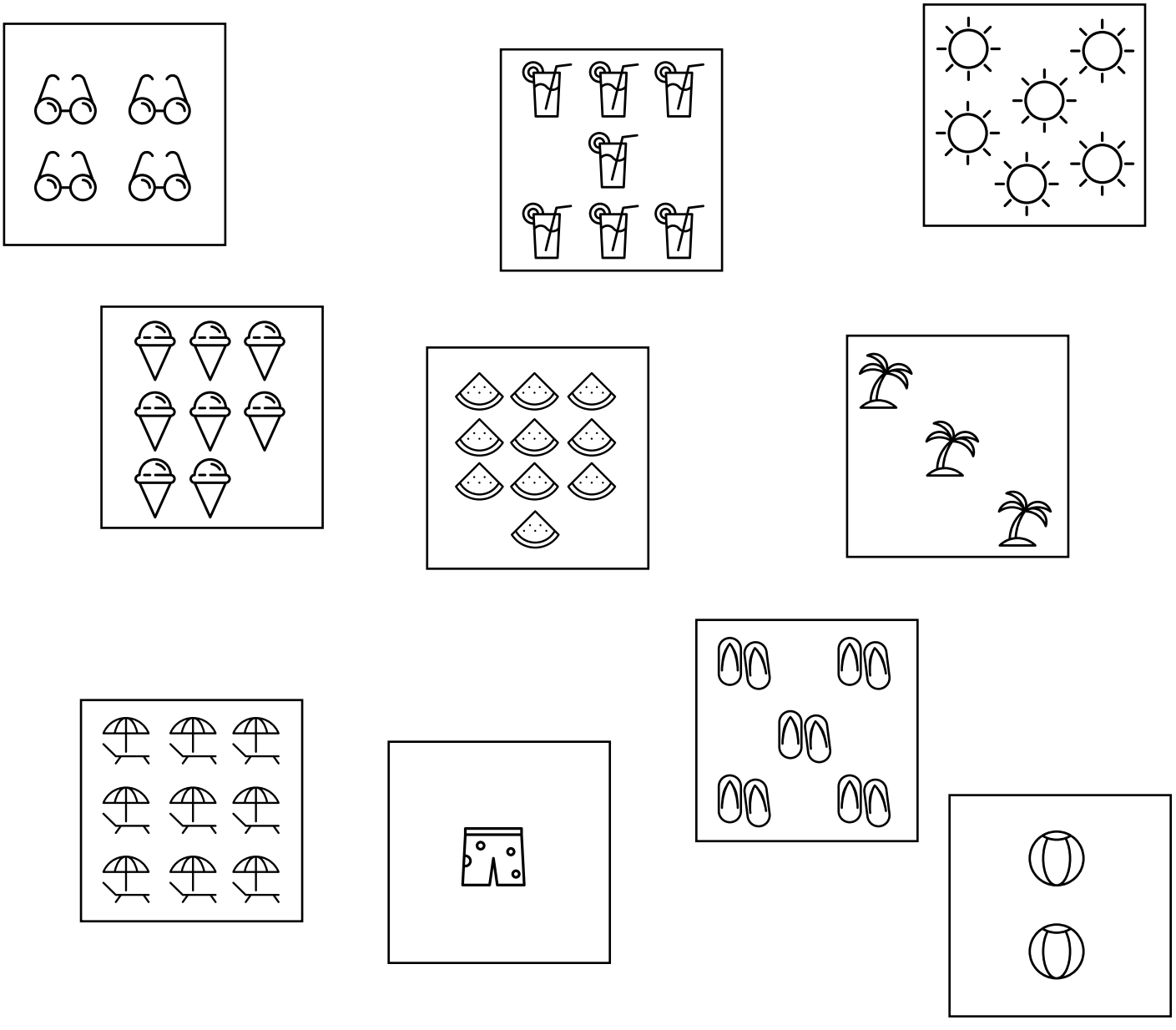

Activities To Do Together

Instructions:

1. **Draw a line to match the parents to their babies.**















Level 700

Literacy Tip:

Practice writing numbers and counting. Scribbling counts too!



651 652 653 654 655

656 657 658 659 660

661 662 663 664 665

666 667 668 669 670

671 672 673 674 675

676 677 678 679 680

681 682 683 684 685

686 687 688 689 690

691 692 693 694 695

696 697 698 699 700

Our favorite books were:

#1 _____

#2 _____

#3 _____

Visit the library for your milestone prize.

Level 800

Literacy Tip:

As you read, stop and ask your child the "W" questions to develop language and comprehension skills. What do you think will happen next? Why? Where is the story taking place? When? Who in the story would you like to be your friend?

701 702 703 704 705

706 707 708 709 710

711 712 713 714 715

716 717 718 719 720

721 722 723 724 725

726 727 728 729 730

731 732 733 734 735

736 737 738 739 740

741 742 743 744 745

746 747 748 749 750

751 752 753 754 755

756 757 758 759 760

761 762 763 764 765

766 767 768 769 770

771 772 773 774 775

776 777 778 779 780

781 782 783 784 785

786 787 788 789 790

791 792 793 794 795

796 797 798 799 800

Our favorite books were:

#1 _____

#2 _____

#3 _____

Visit the library for your milestone prize.

Activities To Do Together

Instructions:

1. Draw a line to match each uppercase letter to its lowercase letter.

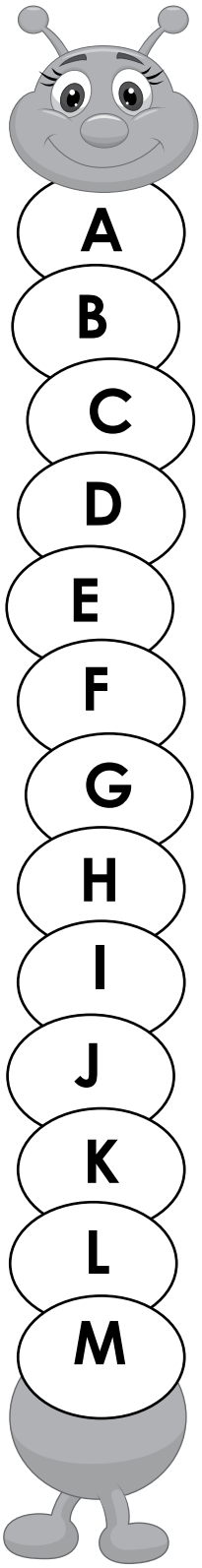

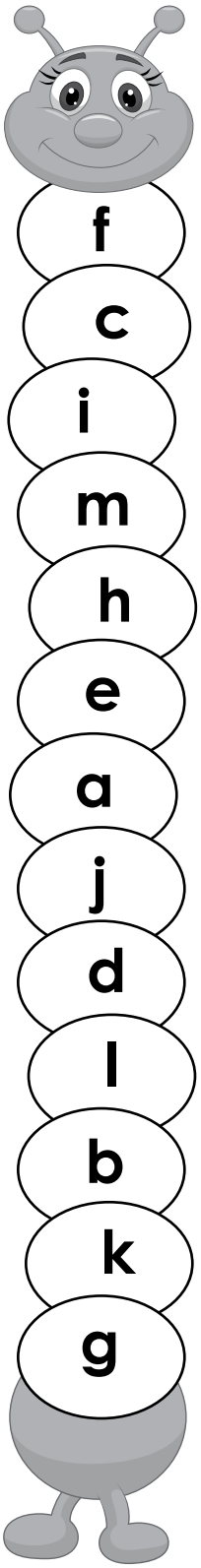

Activities To Do Together

Instructions:

1. Draw a line from the creature on the left to the correct shadow on the right.















Level 900

Literacy Tip:

Create rhythm sticks with two pencils, rulers or craft sticks. Break down words to show the syllables by tapping to different words. Start with your child's name, family members' names and objects around the house. See how many taps there are in 'bedroom,' 'computer,' 'sink' and 'car.'

801 802 803 804 805

806 807 808 809 810

811 812 813 814 815

816 817 818 819 820

821 822 823 824 825

826 827 828 829 830

831 832 833 834 835

836 837 838 839 840

841 842 843 844 845

846 847 848 849 850

851 852 853 854 855

856 857 858 859 860

861 862 863 864 865

866 867 868 869 870

871 872 873 874 875

876 877 878 879 880

881 882 883 884 885

886 887 888 889 890

891 892 893 894 895

896 897 898 899 900

Our favorite books were:

#1 _____

#2 _____

#3 _____

Visit the library for your milestone prize.

Level 1,000

Literacy Tip:

Make story puppets to retell a favorite story or make up a new one.

901 902 903 904 905

906 907 908 909 910

911 912 913 914 915

916 917 918 919 920

921 922 923 924 925

926 927 928 929 930

931 932 933 934 935

936 937 938 939 940

941 942 943 944 945

946 947 948 949 950

951 952 953 954 955

956 957 958 959 960

961 962 963 964 965

966 967 968 969 970

971 972 973 974 975

976 977 978 979 980

981 982 983 984 985

986 987 988 989 990

991 992 993 994 995

996 997 998 999 1000

Our favorite books were:

#1 _____

#2 _____

#3 _____

Visit the library for your final prize, a certificate of completion and an invitation to our annual Finishers' Party.

For more early literacy tips, ask a librarian.



Clark Pleasant Branch • 350 Clearwater Blvd., Whiteland, IN 46184

Franklin Branch • 401 State St., Franklin, IN 46131

Trafalgar Branch • 424 W Tower St., Trafalgar, IN 46181

White River Branch • 1664 Library Blvd., Greenwood, IN 46142

PageAfterPage.org