



DELTA TAU DELTA



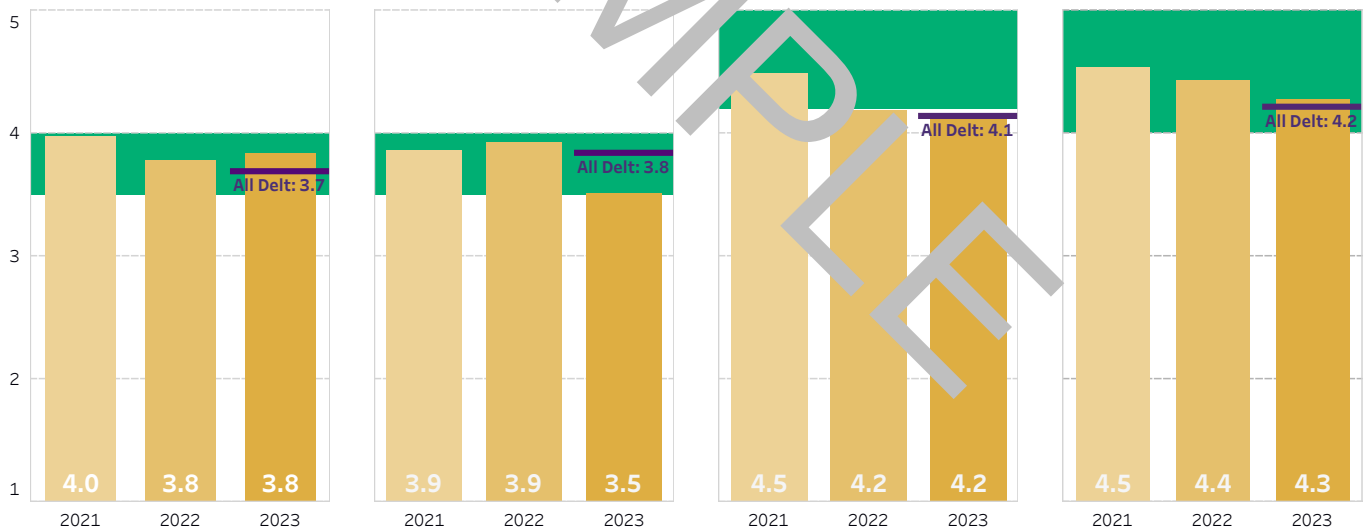
To support the Fraternity’s commitment to the growth of undergraduate members and the development of a chapter culture focused on excellence, Delta Tau Delta launched the Membership Impact Study in 2021. This assessment is an undergraduate brotherhood wide survey to better understand the undergraduate experience and establish baselines for a healthy brotherhood culture. Every chapter received communication and regular reminders to encourage brothers to complete the survey. This resulting report is being provided to chapter officers, advisors, Central Office staff members, and fraternity/sorority advisors.

The purpose of this report is to identify areas of strength and opportunities for growth based on responses reported by your brothers. This information represents the number of members in your chapter who completed the assessment. The higher the percentage of completion, the better the results represent your unique brand of brotherhood. Any percentage above 30% is considered valid data. You can expect your Leadership Consultant to review this data with you. It will also be used by the Member Services and Education & Experience teams to develop programming and support specifically designed for the unique dynamics and concerns each chapter has.

	2021	2022	2023
Chapter Completion Rate	31%	62%	100%

Four Types of Brotherhood

Your Chapter Scores



SOLIDARITY

This type of brotherhood emphasizes loyalty to each other beyond anything. Unity and allegiance to brothers is very important and is the top priority for new member education and pledging.

Ideal range: 3.5 – 4.0

SHARED SOCIAL

This type of brotherhood revolves around friendship. Some men emphasize the social aspects of brotherhood, while others describe it as friendship going above and beyond outside the context of fraternity.

Ideal range: 3.5 – 4.0

BELONGING

This type of brotherhood transcends friendships and social interactions. Men who think of brotherhood this way feel connected to Delt and describe it as “home away from home.”

Ideal range: 4.2 – 5.0

ACCOUNTABILITY

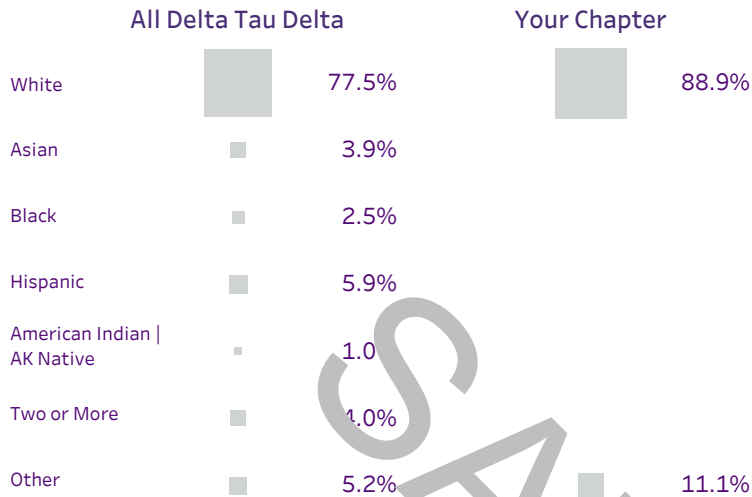
This type of brotherhood goes beyond friendship or belonging and represents a mutual commitment to make your brothers better through systems of 1-to-1 and group accountability.

Ideal range: 4.0 – 5.0

Member Demographics

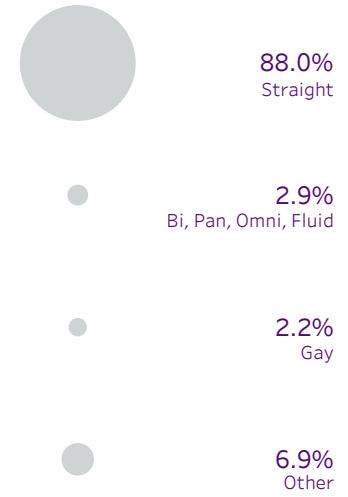
Racial or Ethnic Heritage

Members were asked to select their racial or ethnic heritage from a list of options, or enter another racial or ethnic heritage. The results show only data from those members who chose to share this information - 79.2% of survey respondents.



Sexual Orientation Identity

Members were asked to select their sexual orientation identity from a list of options, or enter another defining term. These results show data only from members who chose to answer this question - 82.6% of total respondents.



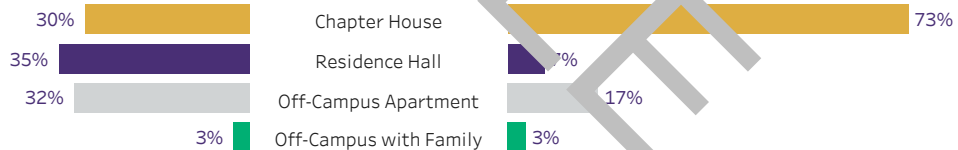
All Delta Tau Delta

Your Chapter

How are you Paid?

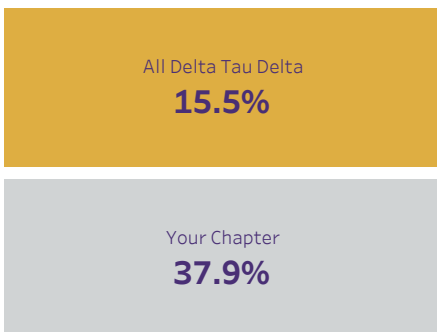


Where do Members Reside?



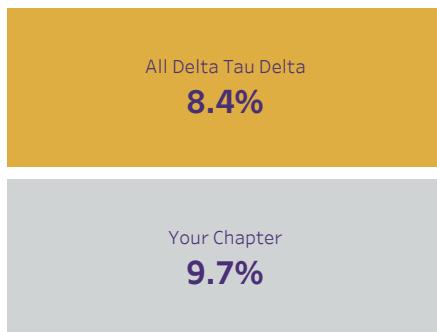
First Generation

Nearly 14% of Delt undergrads identify as first-generation students. This means they are the first in their family to attend a college or university.



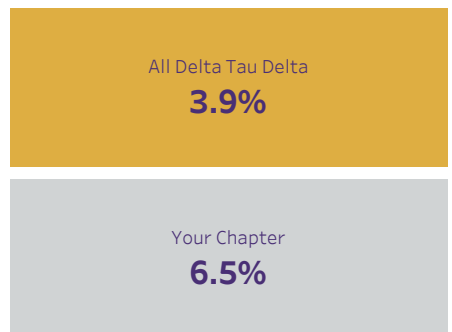
Learning Disability

8.1% of Delt undergrads identify as someone who has at least one of a list of learning disabilities.



Physical Disability

2.9% of Delt undergrads identify as someone who has at least one of a list of physical disabilities.



Delta Tau Delta Measures of Membership

Delta Tau Delta believes lessons learned in the Fraternity benefit members for life. The Fraternity is working to provide members with experiences and resources to cultivate a chapter culture that reinforce developmental outcomes for members. These outcomes include personal leadership and professional development, wellness and well-being, and community building. This section of the report will identify the areas where chapter members feel they are strong in these desirable outcomes. The Delta Tau Delta profile is also visible to identify where the chapter stands relative to the Fraternity average.

- **Healthy Masculinity** - Measures the culture of masculinity in the chapter. The Fraternity measures the culture of masculinity across nine norms. High scores on this item may indicate an unhealthy culture of masculinity.



- **Career Advancement Ambition** - Measures the extent a person seeks opportunities for advancement, career goals, and organizational competitiveness.



- **Professional Preparedness** - Measures an individual's beliefs about their ability to successfully deal with situations and act in ways that facilitate their career development. This is also considered a measure of career self-efficacy.



- **Political & Social Involvement** - Measures the extent to which a person is invested in being aware of the political and social landscape of their community and a person's desire to be a leader in their community and an advocate for the community's continuous improvement.



- **Self-Authorship** - Measures the extent to which a person identifies personal values as a foundation for decision-making, as opposed to external factors.



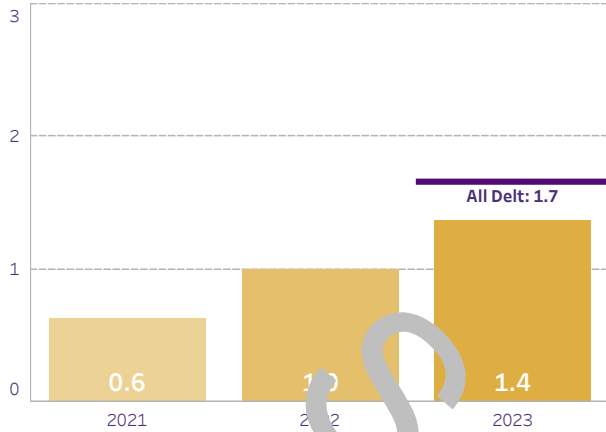
- **Life-Long Learning** - Measures intellectual curiosity, willingness to apply learning to new challenges, and an interest in self-discovery.



Health & Safety

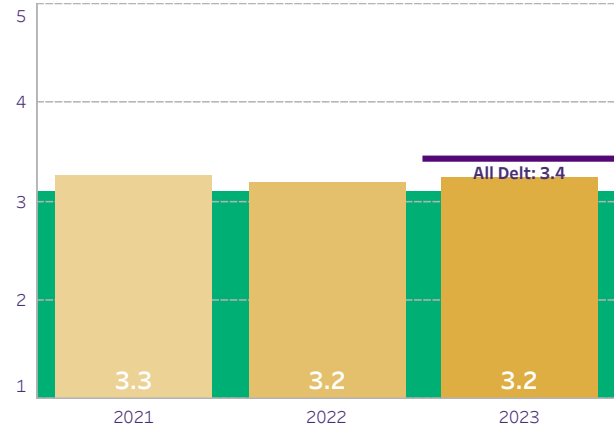
Fundamental to a Life of Excellence is the concept of teaching brothers the “why” behind everything they are asked to do and not do. When members understand “why,” they become empowered to make responsible decisions. Empowered brothers who are accountable to respect each person in their decisions and actions are far more likely to make good decisions when faced with testing points. Chapters with a solid accountability system in place and a high level of individual accountability have a culture of empowerment, where the full potential of every single member can be realized.

Alcohol Consumption



ALCOHOL USE

On average, the number of nights per week members drink alcohol.



SOCIAL STATUS IMPORTANCE

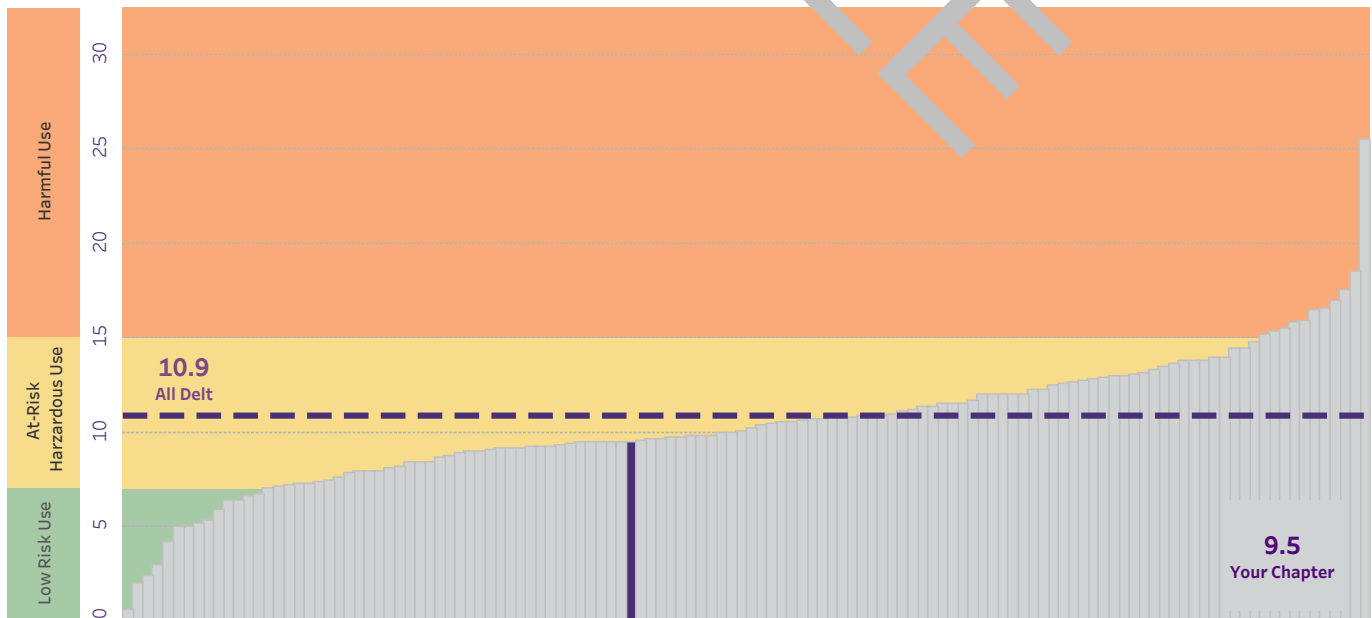
This measure studies how much members care about their position in the campus social hierarchy. This measure also assesses motivation for making decisions based on social status.

Ideal range: 0.0 – 3.1

Drinking Behavior

The USAUDIT* is a simple alcohol screening used to identify individuals with risky drinking patterns. While scores can range from 0 - 46, a score of 8 or greater for men is considered in excess of recommended levels of alcohol consumption. The higher the total score, the higher the respondent's alcohol-related risk.

Only members who reported drinking alcohol were asked to respond to this question block. The chart shows 2023 results from Delta Tau Delta's chapters, with your chapter highlighted in purple.



* Alcohol Use Disorders Identification Test, Adapted for Use in the US. Since this test reflects American standard drink sizes and accepted drinking limits, scores and their associated risk levels may not be valid for Canadian chapters.