

How to use DocHub

DocHub is a web-based pdf annotator

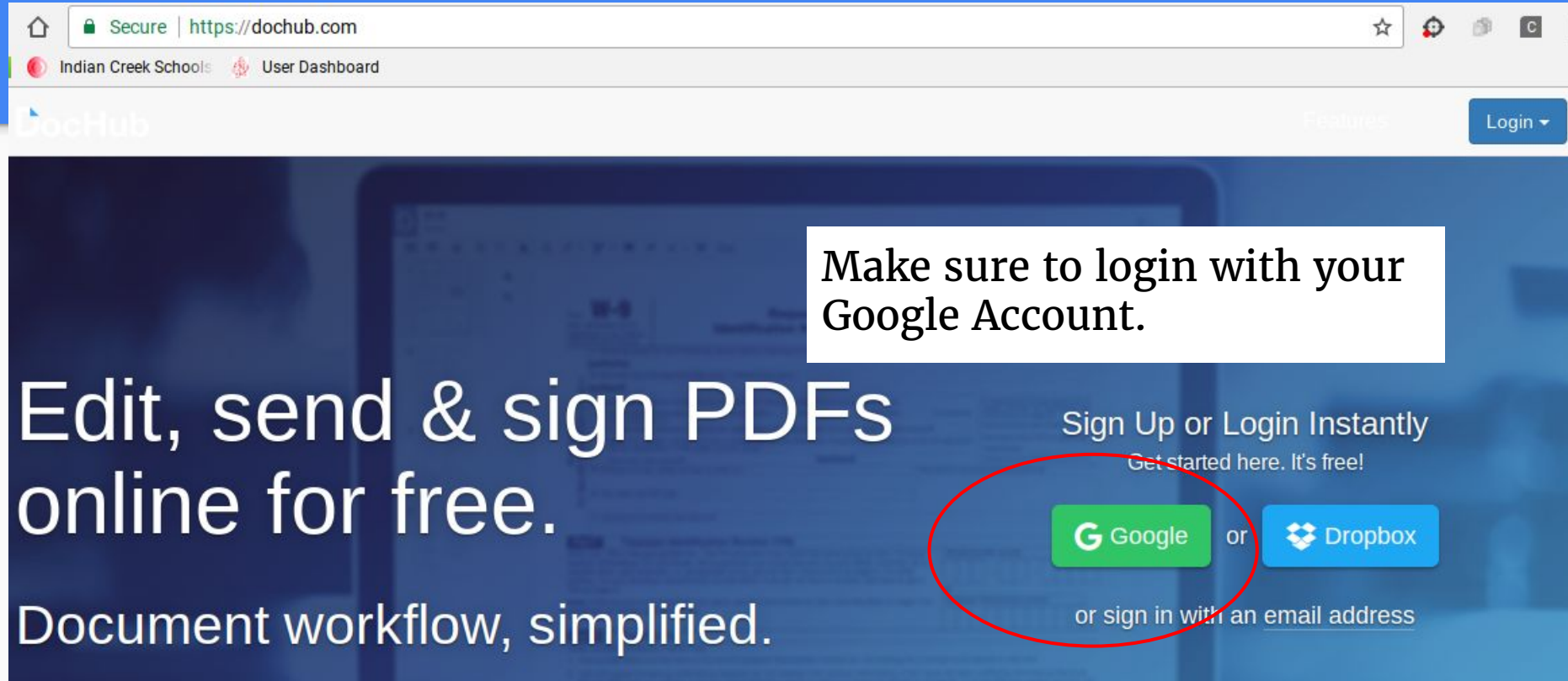


Add DocHub to your list of Apps.

If you are not sure how to add an app or ext.

[Click this tutorial link on How to add an app or ext.](#)

Open a tab and login to DocHub



The image shows a browser window with the URL <https://dochub.com>. The browser tabs include "Indian Creek Schools" and "User Dashboard". The DocHub website header features the logo, a "Features" link, and a "Login" button. The main content area has a dark blue background with white text: "Edit, send & sign PDFs online for free." and "Document workflow, simplified." Below this, there is a call to action: "Sign Up or Login Instantly" and "Get started here. It's free!". Two buttons are visible: a green "G Google" button and a blue "Dropbox" button, both of which are circled in red. Below these buttons, it says "or sign in with an email address". A white text box is overlaid on the right side of the page, containing the text: "Make sure to login with your Google Account."

Secure | <https://dochub.com>

Indian Creek Schools | User Dashboard

DocHub

Features

Login

Make sure to login with your Google Account.

Edit, send & sign PDFs online for free.

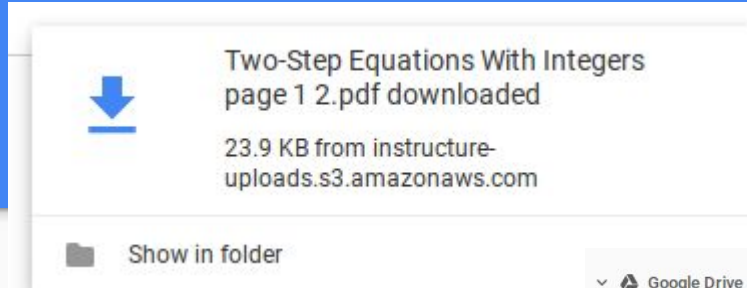
Document workflow, simplified.

Sign Up or Login Instantly
Get started here. It's free!

G Google or Dropbox

or sign in with an email address

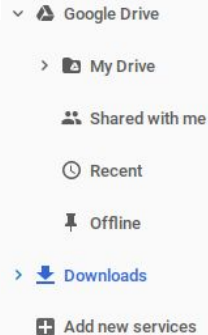
In another tab - Download the PDF from Canvas.



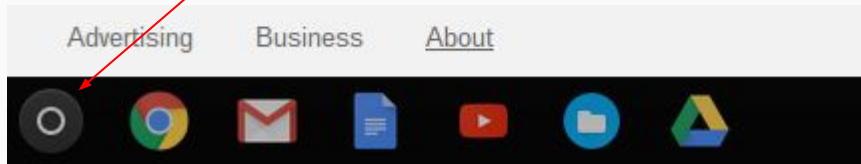
This popup will show that the file was downloaded. You can click show in folder to see it

OR

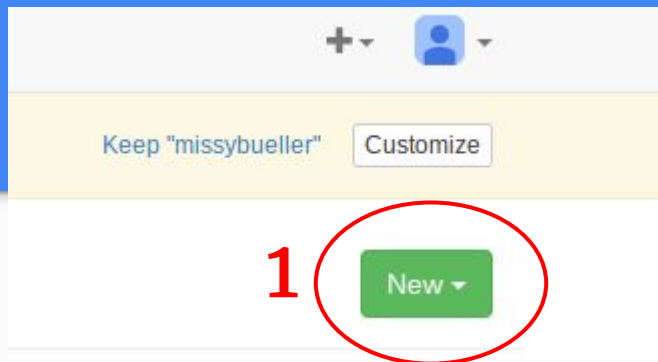
Click on the little circle to open your files.



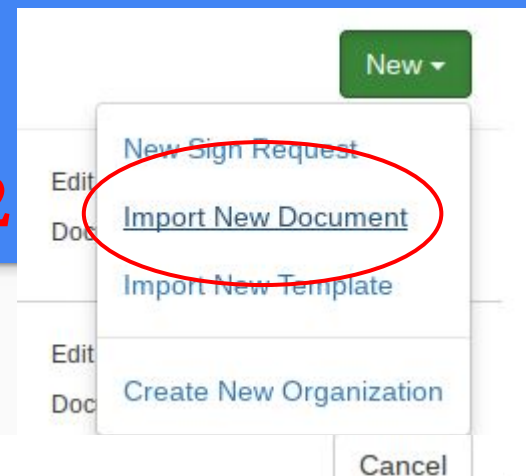
Name	Size	Type	Date modified
How to use Screencastify	--	Folder	Today 12:23 PM
Screenshot 2017-09-25 at 2.23.34 PM.png	9 KB	PNG image	Today 2:23 PM
Two-Step Equations With Integers page 1 2.pdf	24 KB	PDF document	Today 2:23 PM
Screenshot 2017-09-25 at 2.22.47 PM.png	35 KB	PNG image	Today 2:22 PM
Screenshot 2017-09-25 at 2.16.17 PM.png	58 KB	PNG image	Today 2:16 PM
Screenshot 2017-09-25 at 2.16.03 PM.png	51 KB	PNG image	Today 2:16 PM
Reading Analysis #2.pdf	15 KB	PDF document	Today 8:30 AM
Reading Analysis #2	15 KB	File	Today 8:25 AM
unit 1 grammar review_201708220835.pdf	457 KB	PDF document	Sep 8, 2017, 12:38 PM



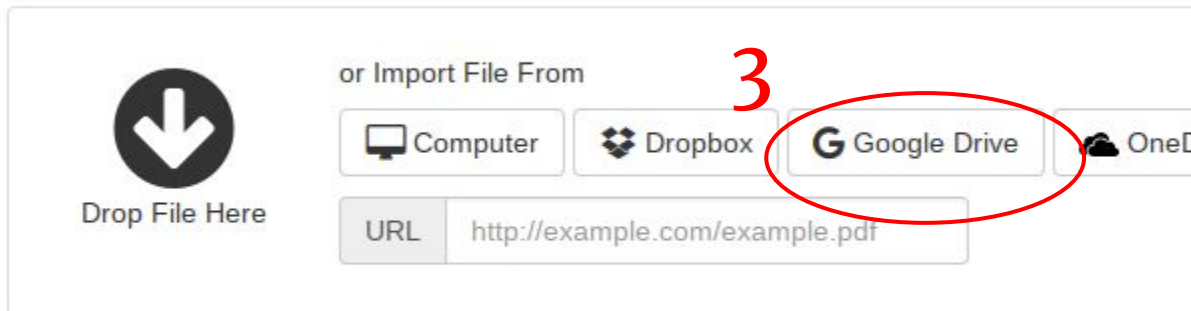
Bring the file into DocHub.



2



New Document



Follow the steps:
It will open up your
Google Drive.

Find and click on the
file you need.



Rename the file - Put your name at the beginning

Bueller - Two-Step Equations With Integers page 1 2

Upgrade



Sign

Kuta Software - Infinite Pre-Algebra

Name _____

Two-Step Equations With Integers

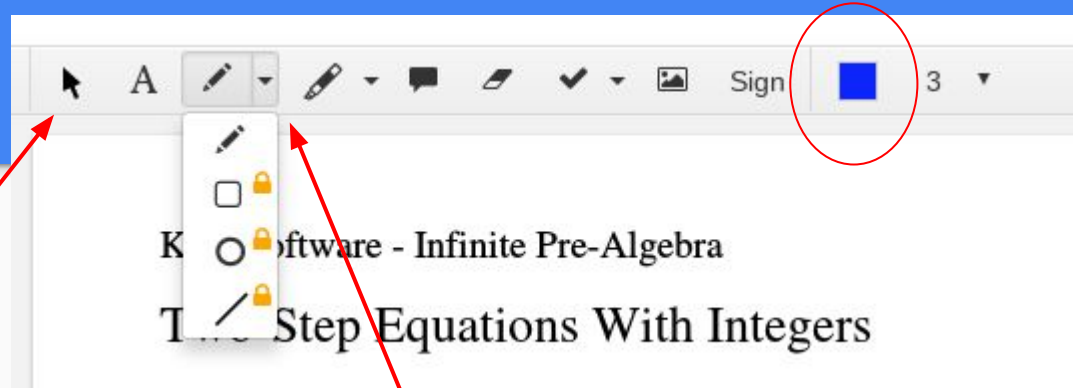
Date _____ Period ____

Solve each equation.

1) $\frac{r}{10} + 4 = 5$

2) $\frac{n}{7} + 5 = 3$

Tools in DocHub

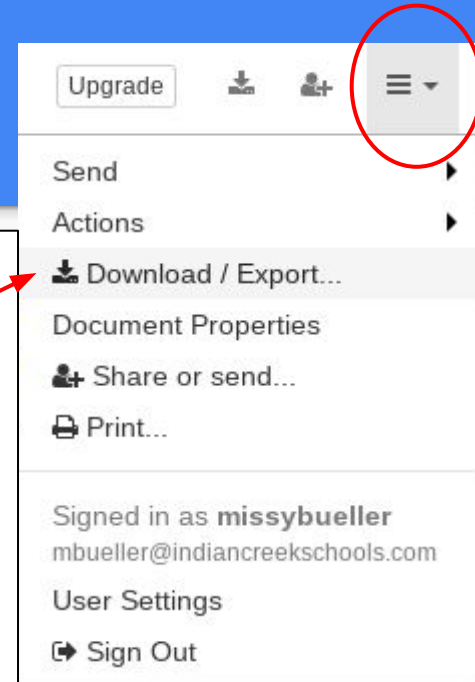


To zoom in on the page to write easier - select the ARROW tool

To write - Select the PENCIL tool - The color can also be changed.

To erase - select the ARROW tool - drag a box around the object you want deleted and then click the "x".

Download the file into Google Drive



From the top menu choose to Download and Export.

Then choose Google Drive from the next menu.

Double Check that you have it named correctly.

