

write

Every **CHILD**
Ready to **READ**
@ your library®
everychildreadytoread.org

Pre-Writing Bag

Fill a gallon sized Ziploc baggie with colored hair gel. Tape the top closed. Assist your child in using their fingers to make designs, letters and eventually words. This is a great activity for children to build and use motor skills, as they get ready for writing!

Tracing Pages

Use crayons, markers and highlighters to practice tracing lines, numbers and letters. Use the backside of the pages to promote drawing, free hand practice and scribbling. The bright colors will engage children while practicing and building motor skills needed for writing.

Question Jar

Write down a list of questions and cut the questions apart and place them in a jar or container. Ask your child to pull out one question. Read the question out loud and have your child answer.

Sandbox Writing

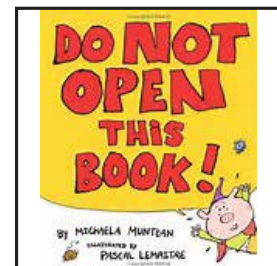


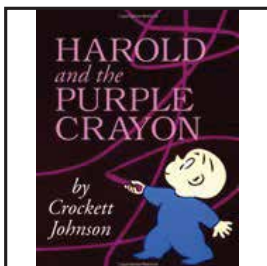
Assist your child in holding an unsharpened pencil correctly. Let them practice writing in the sandbox. Download designs, letters and word cut outs from the JCPL Early Literacy page or make your own using Post-it notes! This activity allows children to practice copying designs/letters/words. Your child will enjoy playing in the sand while practicing their writing skills.

Drawing

Allow your child time to sit and draw using a variety of writing utensils. This will give children many experiences and opportunities to hold crayons, markers, pencils, etc. These utensils help to build and promote motor skills used for writing.



Books to share with your child that talk about writing:



Visit any JCPL Branch or pageafterpage.org to learn more about encouraging your child's educational success.