

Purdue Cooperative Extension Service

# Paying for Infrastructure in Johnson County, Indiana

Larry DeBoer  
Purdue University  
April 23, 2015

## Road Miles, 2013

	Johnson	Average	Min	Max
All counties	1,147	1,065	176	3,859
Indy Donut	1,147	1,232	955	2,005
Counties 100-200,000 Pop	1,147	1,352	1,095	1,621
Counties 300-340 Sq Miles	1,147	811	1,147	457
Population, 2014	147,538	71,705	6,035	934,243
Square Miles	320	389	86	657
Pop Density (Pop/SqMi)	460	181	21	2,357

## Road Miles/1000 Population

(Unweighted Averages)

	Johnson	Average	Min	Max
All counties	7.8	29.8	4.1	96.2
Indy Donut	7.8	13.2	6.6	23.5
Counties 100-200,000 Pop	7.8	9.9	6.8	14.5
Counties 300-340 Sq Miles	7.8	34.8	7.8	92.6

## Road Miles/County Square Miles

(Unweighted Averages)

	Johnson	Average	Min	Max
All counties	3.6	2.7	1.5	9.7
Indy Donut	3.6	3.3	2.4	5.1
Counties 100-200,000 Pop	3.6	3.4	2.7	5.3
Counties 300-340 Sq Miles	3.6	2.5	1.5	3.6

## Local Government Debt, Indiana County Totals, 2014

	<b>Total Obligations (millions)</b>	<b>Population</b>	<b>Obligations/ Population</b>
Johnson	717.2	147,538	4,861
Indiana Total	34,204.9	6,596,855	5,185
Marion	8,930.3	934,243	9,559
Boone	649.3	61,915	10,487
Hamilton	3,045.5	302,623	10,064
Hancock	466.6	71,978	6,483
Hendricks	1,221.4	156,056	7,827
Morgan	167.0	69,693	2,396
Shelby	198.3	44,579	4,448
Bartholomew	426.0	80,217	5,310
Brown	45.3	14,962	3,029
Monroe	405.3	143,339	2,828

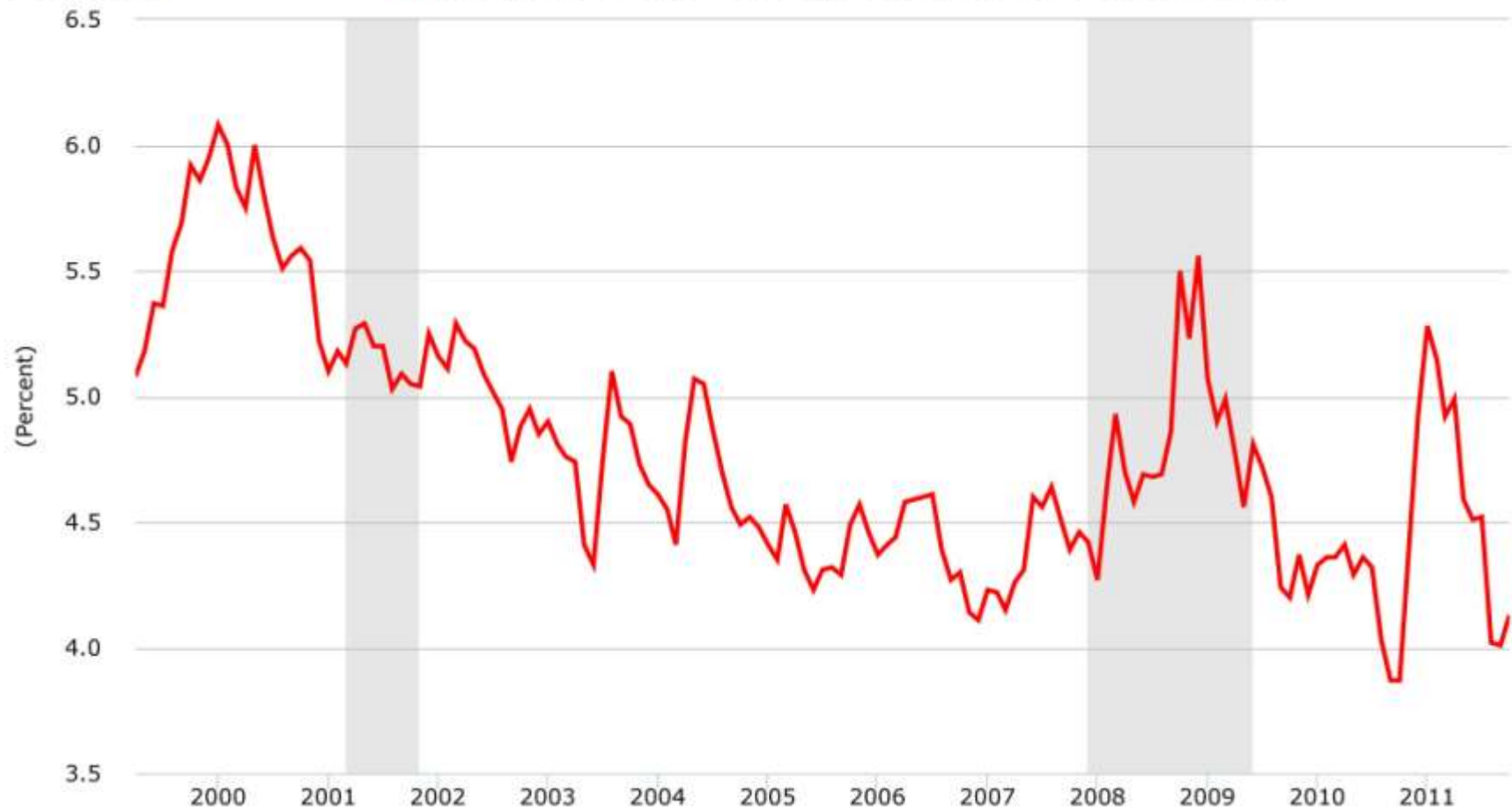
## Local Government Debt, Johnson County

<b>Unit Name</b>	<b>Total Current Obligations Outstanding</b>
JOHNSON COUNTY	\$ 9,172,956
FRANKLIN CIVIL CITY	10,010,921
GREENWOOD CIVIL CITY	87,325,974
BARGERSVILLE CIVIL TOWN	37,588,088
EDINBURGH CIVIL TOWN	15,378,304
NEW WHITELAND CIVIL TOWN	707,593
PRINCES LAKES CIVIL TOWN	6,910,979
TRAFALGAR CIVIL TOWN	2,099,147
WHITELAND CIVIL TOWN	5,339,199
CENTER GROVE COMMUNITY SCHOOL CORPORATION	144,293,755
CLARK-PLEASANT COMMUNITY SCHOOL CORPORATIC	162,299,464
EDINBURGH COMMUNITY SCHOOL CORPORATION	9,936,593
FRANKLIN COMMUNITY SCHOOL CORPORATION	175,757,908
GREENWOOD COMMUNITY SCHOOL CORPORATION	16,313,870
NINEVEH-HENSLEY-JACKSON UNITED SCHOOL CORPC	28,605,854
GREENWOOD PUBLIC LIBRARY	3,563,297
AMITY FIRE PROTECTION	185,523
BARGERSVILLE FIRE PROTECTION	1,468,405
NEEDHAM FIRE PROTECTION DISTRICT	129,478
WHITELAND FIRE PROTECTION	108,747
All Units, Johnson County	\$ 717,196,054

# State/Local Bond Interest Rate

**FRED** 

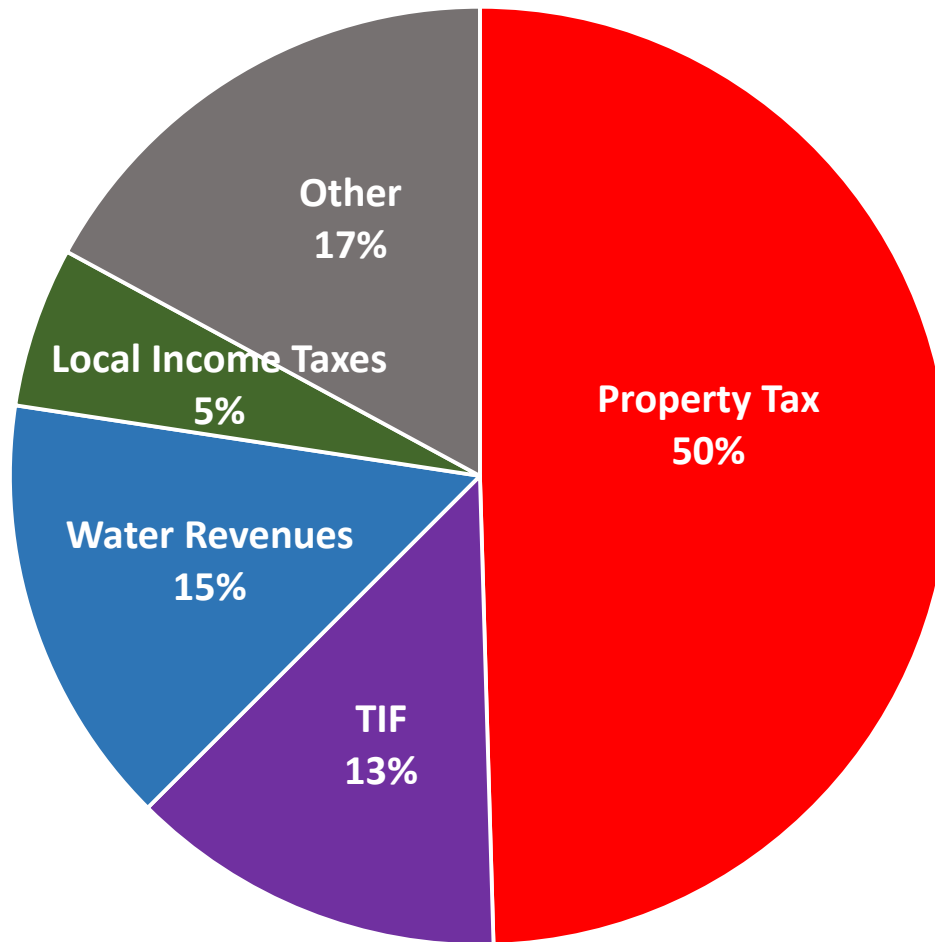
— State and Local Bonds - Bond Buyer Go 20-Bond Municipal Bond Index



Source: Board of Governors of the Federal Reserve System (US)

Shaded areas indicate US recessions - 2015 research.stlouisfed.org

## Indiana Local Government Debt Outstanding, by Source of Repayment, 2014



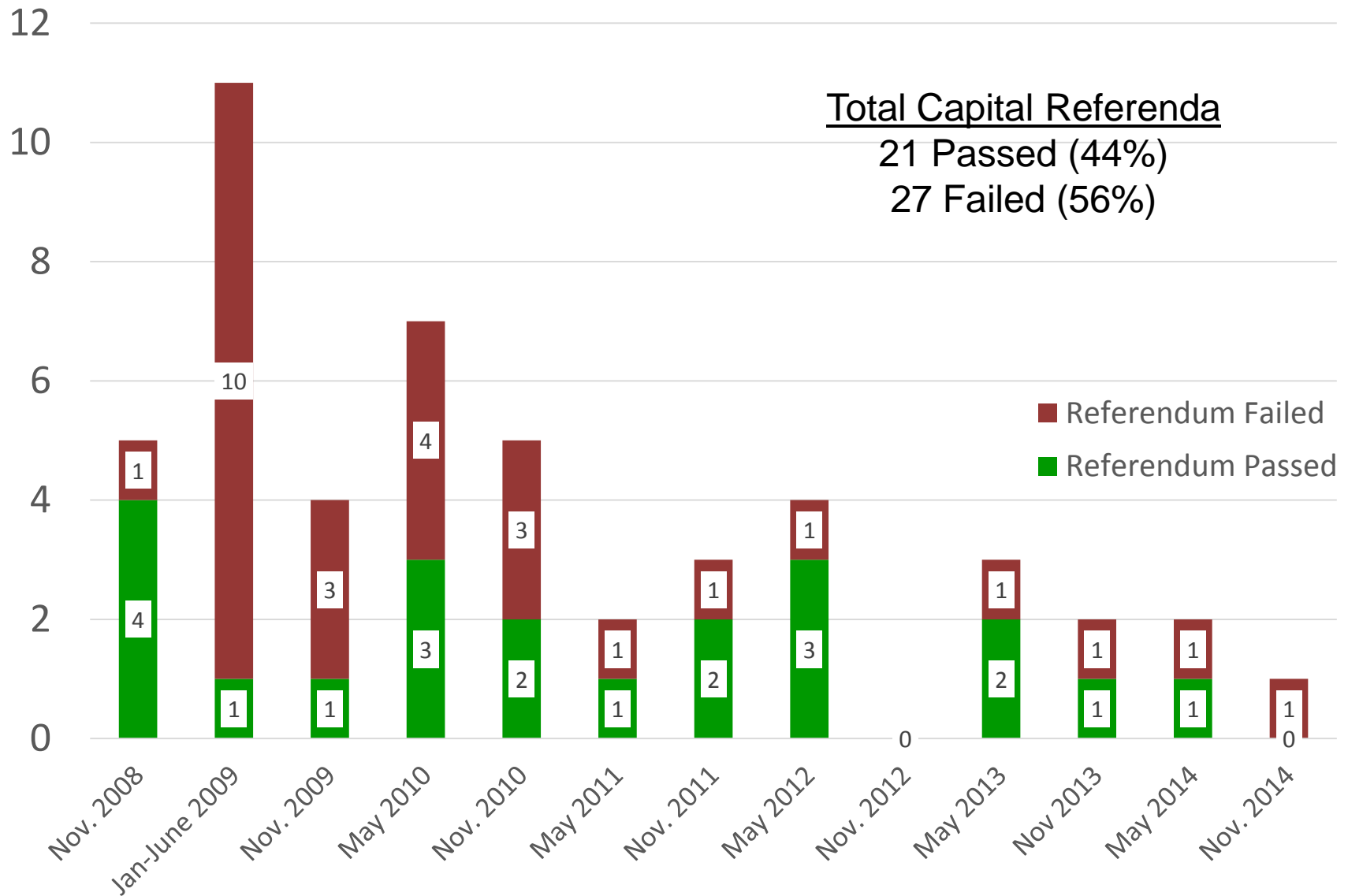
# Johnson County Governments

## Debt Service Levies and Rates, 2014

	Levy	Rate
Johnson County, All Units	54,676,862	0.9186
JOHNSON COUNTY	1,345,178	0.0226
FRANKLIN CIVIL CITY	543,530	0.0677
GREENWOOD CIVIL CITY	1,042,322	0.0429
BARGERSVILLE CIVIL TOWN	31,650	0.0096
TRAFALGAR CIVIL TOWN	47,500	0.1107
CLARK-PLEASANT COMMUNITY SCHOOL CORP	14,344,235	1.3892
CENTER GROVE COMMUNITY SCHOOL CORP	13,957,699	0.5052
EDINBURGH COMMUNITY SCHOOL CORPORATION	1,125,213	0.6309
FRANKLIN COMMUNITY SCHOOL CORPORATION	14,553,289	1.0101
GREENWOOD COMMUNITY SCHOOL CORPORATIC	3,486,876	0.3048
NINEVEH-HENSLEY-JACKSON UNITED SCH CORP	2,936,535	0.3392
GREENWOOD PUBLIC LIBRARY	389,619	0.0340
NEEDHAM FIRE PROTECTION DISTRICT	51,792	0.0221
BARGERSVILLE FIRE PROTECTION	723,323	0.1031
WHITELAND FIRE PROTECTION	98,101	0.0211



## Number of School Capital Referenda Passing and Failing, Indiana, 2008-2014



## **Johnson County Referenda, 2008-2012**

April 2009	Nineveh-Hensley-Jackson Schools	Elementary school	Defeated
May 2010	Johnson County	Jail expansion	Defeated
Nov. 2010	Center Grove Schools	Tax Referendum	Defeated
Nov. 2011	Greenwood City	Aquatics center	Withdrawn
Nov. 2012	Johnson County Library Dist.	Library branches	Defeated

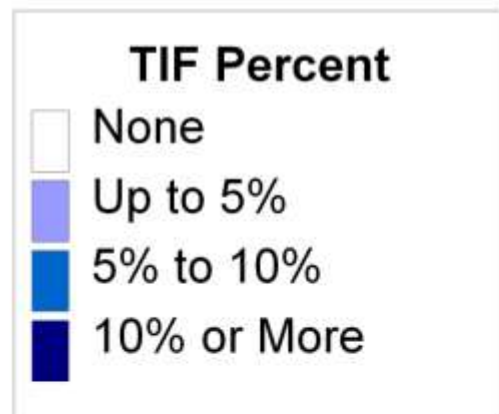
# Tax Increment Financing

Devote added assessed value from development to finance infrastructure needed for development

## Tax Increment Finance by Taxing District, 2014

<u>Taxing Districts</u>	<u>Tax Levy</u>
FRANKLIN CITY-FRANKLIN TWP	2,006,845
TRAFALGAR TOWN-HENSLEY TWP	79,950
FRANKLIN CITY-NEEDHAM TWP	1,846,860
GREENWOOD CITY-CP SCH-PL TWP	2,503,860
GREENWOOD CITY-PLEASANT TWP	1,692,541
WHITELAND TOWN - PLEASANT TWP	14,581
GWD CITY-CP SCH-CO LIB	4,444,967
BARGERSVILLE TOWN-UNION TWP-BARG FPD	27,483
BARGERSVILLE TOWN-WHITE RIVER	105,473
TOTAL	12,722,560

# TIF Percentage of Net Assessed Value 2014



# Johnson County CAGIT Revenue and CEDIT Estimates, 2002-2015

	CAGIT (1%)	Percent Change	Estimated CEDIT Revenue at 0.25%
2002	32,516,360		8,129,090
2003	24,506,293	-24.6%	6,126,573
2004	24,503,629	0.0%	6,125,907
2005	24,276,010	-0.9%	6,069,003
2006	27,721,107	14.2%	6,930,277
2007	28,747,583	3.7%	7,186,896
2008	30,556,259	6.3%	7,639,065
2009	32,599,123	6.7%	8,149,781
2010	32,510,341	-0.3%	8,127,585
2011	28,038,701	-13.8%	7,009,675
2012	27,740,052	-1.1%	6,935,013
2013	32,949,425	18.8%	8,237,356
2014	35,816,533	8.7%	8,954,133
2015	36,745,454	2.6%	9,186,364

# Motor Vehicle Excise Surtax and Wheel Tax

On cars and trucks, for road construction and maintenance

## *Johnson County*

Surtax rate on Automobiles, light trucks and motorcycles: \$25/vehicle.

Wheel tax rate on all vehicles but light trailers: \$40/vehicle.

Wheel tax rate on light trailers: \$25/vehicle.

2013 Surtax/wheel tax revenue, total: \$3,487,916

Approximately 44% to county government, 56% to cities/towns.

