

# CHAPTER SCORECARDS

At the end of each academic year, each DU chapter receives a scorecard of its vital stats in relation to the Fraternity's Men of Merit Chapter Standards Program. The scorecards on the pages that follow highlight some of the information shared. Chapters are encouraged to use these scorecards and the Men of Merit Chapter Standards to set goals for the coming year and ensure that they are operationally sound.

Due to the pandemic, several Standards within the Men of Merit Program were updated to account for limited in-person gatherings and other campus restrictions.

## CHAPTER SCORECARD NOTES

- 1) CEP stands for Chapter Excellence Plan.
- 2) LP stands for Loss Prevention.
- 3) "-" signifies information was not submitted to IHQ.
- 4) "N/A" for GPA and Campus Average signifies that the university does not collect this information or the information was not available at the time of submission.
- 5) Program attendance numbers include those who had already registered for a summer educational program prior to its cancellation due to the pandemic.
- 6) Associate chapters are assessed based on progress toward goals with the aim to be at or above campus averages at the time of chartering.

Please note that information listed reflects what was reported by Aug. 1, 2021. These stats reflect the 2020-2021 academic year.

### ALBERTA



GPA	FALL	SPRING	ALL MENS AVG	ADVISORS
	N/A	N/A	N/A	6
SIZE	DU	CAMPUS AVG	PROGRAM ATTENDANCE	
	28	N/A	10	
CEP	REQUIRED CRITERIA	OPTIONAL CRITERIA	GSI FUNDRAISING	
	100%	67%	\$0	
LP	VIOLATIONS		SERVICE HOURS PER MAN	
	0		21.2	
LEARNING ASSESSMENTS			ACCOUNTS RECEIVABLE	
GREEKLIFEEDU 97% COMPLETE			CURRENT	
OUTCOMES ASSESSMENT 96.4% COMPLETE				

### BOISE STATE



GPA	FALL	SPRING	ALL MENS AVG	ADVISORS
	-	2.97	3.14	4
SIZE	DU	CAMPUS AVG	PROGRAM ATTENDANCE	
	24	66	11	
CEP	REQUIRED CRITERIA	OPTIONAL CRITERIA	GSI FUNDRAISING	
	53%	18%	\$0	
LP	VIOLATIONS		SERVICE HOURS PER MAN	
	0		0	
LEARNING ASSESSMENTS			ACCOUNTS RECEIVABLE	
GREEKLIFEEDU 37% COMPLETE			LATE	
OUTCOMES ASSESSMENT 83.3% COMPLETE				

### BUCKNELL



GPA	FALL	SPRING	ALL MENS AVG	ADVISORS
	3.32	3.34	3.36	6
SIZE	DU	CAMPUS AVG	PROGRAM ATTENDANCE	
	66	78	9	
CEP	REQUIRED CRITERIA	OPTIONAL CRITERIA	GSI FUNDRAISING	
	38%	3%	\$723.20	
LP	VIOLATIONS		SERVICE HOURS PER MAN	
	0		1.4	
LEARNING ASSESSMENTS			ACCOUNTS RECEIVABLE	
GREEKLIFEEDU 97% COMPLETE			CURRENT	
OUTCOMES ASSESSMENT 68.7% COMPLETE				

### ARLINGTON



GPA	FALL	SPRING	ALL MENS AVG	ADVISORS
	-	2.97	2.84	12+
SIZE	DU	CAMPUS AVG	PROGRAM ATTENDANCE	
	22	18	10	
CEP	REQUIRED CRITERIA	OPTIONAL CRITERIA	GSI FUNDRAISING	
	85%	33%	\$300	
LP	VIOLATIONS		SERVICE HOURS PER MAN	
	0		24.8	
LEARNING ASSESSMENTS			ACCOUNTS RECEIVABLE	
GREEKLIFEEDU 96% COMPLETE			CURRENT	
OUTCOMES ASSESSMENT 93.8% COMPLETE				

### BRADLEY



GPA	FALL	SPRING	ALL MENS AVG	ADVISORS
	-	3.07	3.20	12+
SIZE	DU	CAMPUS AVG	PROGRAM ATTENDANCE	
	98	37	13	
CEP	REQUIRED CRITERIA	OPTIONAL CRITERIA	GSI FUNDRAISING	
	90%	33%	\$0	
LP	VIOLATIONS		SERVICE HOURS PER MAN	
	0		1.8	
LEARNING ASSESSMENTS			ACCOUNTS RECEIVABLE	
GREEKLIFEEDU 99% COMPLETE			CURRENT	
OUTCOMES ASSESSMENT 91% COMPLETE				

### CAL POLY



GPA	FALL	SPRING	ALL MENS AVG	ADVISORS
	-	3.38	3.23	4
SIZE	DU	CAMPUS AVG	PROGRAM ATTENDANCE	
	103	N/A	9	
CEP	REQUIRED CRITERIA	OPTIONAL CRITERIA	GSI FUNDRAISING	
	90%	52%	\$0	
LP	VIOLATIONS		SERVICE HOURS PER MAN	
	0		0	
LEARNING ASSESSMENTS			ACCOUNTS RECEIVABLE	
GREEKLIFEEDU 88% COMPLETE			LATE	
OUTCOMES ASSESSMENT 59.8% COMPLETE				

**CALIFORNIA**



GPA	FALL	SPRING	ALL MENS AVG	ADVISORS
	-	-	-	4
SIZE	DU	CAMPUS AVG	PROGRAM ATTENDANCE	
34	-		14	
CEP	REQUIRED CRITERIA	OPTIONAL CRITERIA	GSI FUNDRAISING	
	40%	3%	0	
LP	VIOLATIONS		SERVICE HOURS PER MAN	
	0		1.6	
LEARNING ASSESSMENTS			ACCOUNTS RECEIVABLE	
GREEKLIFEEDU 83% COMPLETE			CURRENT	
OUTCOMES ASSESSMENT 92% COMPLETE				

**CENTRAL FLORIDA**



GPA	FALL	SPRING	ALL MENS AVG	ADVISORS
3.13	3.03		3.03	7
SIZE	DU	CAMPUS AVG	PROGRAM ATTENDANCE	
56	43		9	
CEP	REQUIRED CRITERIA	OPTIONAL CRITERIA	GSI FUNDRAISING	
	80%	9%	\$0	
LP	VIOLATIONS		SERVICE HOURS PER MAN	
	0		4.4	
LEARNING ASSESSMENTS			ACCOUNTS RECEIVABLE	
GREEKLIFEEDU 66% COMPLETE			CURRENT	
OUTCOMES ASSESSMENT 74.5% COMPLETE				

**CHRISTOPHER NEWPORT**



GPA	FALL	SPRING	ALL MENS AVG	ADVISORS
-	-	-	-	7
SIZE	DU	CAMPUS AVG	PROGRAM ATTENDANCE	
35	-		11	
CEP	REQUIRED CRITERIA	OPTIONAL CRITERIA	GSI FUNDRAISING	
	85%	6%	\$950	
LP	VIOLATIONS		SERVICE HOURS PER MAN	
	0		0	
LEARNING ASSESSMENTS			ACCOUNTS RECEIVABLE	
GREEKLIFEEDU 67% COMPLETE			CURRENT	
OUTCOMES ASSESSMENT 67.9% COMPLETE				

**CARTHAGE**



GPA	FALL	SPRING	ALL MENS AVG	ADVISORS
-	-	-	-	10
SIZE	DU	CAMPUS AVG	PROGRAM ATTENDANCE	
46	-		10	
CEP	REQUIRED CRITERIA	OPTIONAL CRITERIA	GSI FUNDRAISING	
	45%	15%	\$0	
LP	VIOLATIONS		SERVICE HOURS PER MAN	
	0		0.6	
LEARNING ASSESSMENTS			ACCOUNTS RECEIVABLE	
GREEKLIFEEDU 94% COMPLETE			CURRENT	
OUTCOMES ASSESSMENT 94.6% COMPLETE				

**CHICAGO**



GPA	FALL	SPRING	ALL MENS AVG	ADVISORS
N/A	N/A		N/A	-
SIZE	DU	CAMPUS AVG	PROGRAM ATTENDANCE	
58	-		9	
CEP	REQUIRED CRITERIA	OPTIONAL CRITERIA	GSI FUNDRAISING	
	13%	9%	\$0	
LP	VIOLATIONS		SERVICE HOURS PER MAN	
	0		0	
LEARNING ASSESSMENTS			ACCOUNTS RECEIVABLE	
GREEKLIFEEDU 36% COMPLETE			LATE	
OUTCOMES ASSESSMENT 0% COMPLETE				

**CLARKSON**



GPA	FALL	SPRING	ALL MENS AVG	ADVISORS
-	3.41		3.13	9
SIZE	DU	CAMPUS AVG	PROGRAM ATTENDANCE	
33	24		12	
CEP	REQUIRED CRITERIA	OPTIONAL CRITERIA	GSI FUNDRAISING	
	90%	30%	\$557.50	
LP	VIOLATIONS		SERVICE HOURS PER MAN	
	1		3.6	
LEARNING ASSESSMENTS			ACCOUNTS RECEIVABLE	
GREEKLIFEEDU 91% COMPLETE			CURRENT	
OUTCOMES ASSESSMENT 90.6% COMPLETE				



**COLGATE**



GPA	FALL	SPRING	ALL MENS AVG	ADVISORS
3.29	-	-	-	4
SIZE	DU	CAMPUS AVG	PROGRAM ATTENDANCE	
59	-		12	
CEP	REQUIRED CRITERIA	OPTIONAL CRITERIA	GSI FUNDRAISING	
	93%	15%	\$0	
LP	VIOLATIONS		SERVICE HOURS PER MAN	
	0		0.3	
LEARNING ASSESSMENTS			ACCOUNTS RECEIVABLE	
GREEKLIFEEDU 84% COMPLETE			CURRENT	
OUTCOMES ASSESSMENT 89.7% COMPLETE				

**Georgia Tech Chapter**

The Georgia Tech Chapter took home several awards during the Leadership Institute. The chapter was named a Sweepstakes Finalist for the second consecutive year, and it received three Chapter Excellence Plan Awards: Overall Chapter Excellence, Academic Excellence and Operations. Brother Nick Liccini, *Georgia Tech '20*, also received The President's Award: Chapter President of the Year for his work leading the chapter.

**75%** of fraternity members demonstrate strong satisfaction with their overall student experience.

**78%** of fraternity members feel a strong connection to campus and are more satisfied with their experience.

Fraternities & Values of Single Sex Experience, UT-PERC

The Greek Experience Revisited: The Relationships between Fraternity/Sorority Membership and Student Engagement, Learning Outcomes, Grades, and Satisfaction with College; Dr. Gary Pike

**COLORADO ASSOCIATE CHAPTER** 

GPA	FALL	SPRING	ALL MENS AVG	ADVISORS
	-	-	-	4
SIZE	DU	CAMPUS AVG	PROGRAM ATTENDANCE	
	18	-	12	
CEP	REQUIRED CRITERIA	OPTIONAL CRITERIA	GSI FUNDRAISING	
	85%	30%	\$207	
LP	VIOLATIONS		SERVICE HOURS PER MAN	
	0		12.3	
LEARNING ASSESSMENTS			ACCOUNTS RECEIVABLE	
GREEKLIFEEDU 70% COMPLETE			CURRENT	
OUTCOMES ASSESSMENT 89.5% COMPLETE				

**DEPAUW** 

GPA	FALL	SPRING	ALL MENS AVG	ADVISORS
	-	-	-	2
SIZE	DU	CAMPUS AVG	PROGRAM ATTENDANCE	
	66	-	11	
CEP	REQUIRED CRITERIA	OPTIONAL CRITERIA	GSI FUNDRAISING	
	90%	33%	\$0	
LP	VIOLATIONS		SERVICE HOURS PER MAN	
	0		7.4	
LEARNING ASSESSMENTS			ACCOUNTS RECEIVABLE	
GREEKLIFEEDU 81% COMPLETE			CURRENT	
OUTCOMES ASSESSMENT 92.3% COMPLETE				

**FLORIDA** 

GPA	FALL	SPRING	ALL MENS AVG	ADVISORS
	-	-	-	12+
SIZE	DU	CAMPUS AVG	PROGRAM ATTENDANCE	
	22	-	12	
CEP	REQUIRED CRITERIA	OPTIONAL CRITERIA	GSI FUNDRAISING	
	83%	39%	\$0	
LP	VIOLATIONS		SERVICE HOURS PER MAN	
	0		11.9	
LEARNING ASSESSMENTS			ACCOUNTS RECEIVABLE	
GREEKLIFEEDU 83% COMPLETE			CURRENT	
OUTCOMES ASSESSMENT 85.7% COMPLETE				

**CORNELL** 

GPA	FALL	SPRING	ALL MENS AVG	ADVISORS
	3.54	-	3.57	10
SIZE	DU	CAMPUS AVG	PROGRAM ATTENDANCE	
	64	-	9	
CEP	REQUIRED CRITERIA	OPTIONAL CRITERIA	GSI FUNDRAISING	
	63%	6%	\$0	
LP	VIOLATIONS		SERVICE HOURS PER MAN	
	0		0	
LEARNING ASSESSMENTS			ACCOUNTS RECEIVABLE	
GREEKLIFEEDU 88% COMPLETE			CURRENT	
OUTCOMES ASSESSMENT 95.5% COMPLETE				

**ELON** 

GPA	FALL	SPRING	ALL MENS AVG	ADVISORS
	3.30	-	3.32	2
SIZE	DU	CAMPUS AVG	PROGRAM ATTENDANCE	
	63	-	12	
CEP	REQUIRED CRITERIA	OPTIONAL CRITERIA	GSI FUNDRAISING	
	95%	33%	\$150	
LP	VIOLATIONS		SERVICE HOURS PER MAN	
	1		3.6	
LEARNING ASSESSMENTS			ACCOUNTS RECEIVABLE	
GREEKLIFEEDU 88% COMPLETE			CURRENT	
OUTCOMES ASSESSMENT 85.4% COMPLETE				

**GEORGIA TECH** 

GPA	FALL	SPRING	ALL MENS AVG	ADVISORS
	-	3.63	3.53	4
SIZE	DU	CAMPUS AVG	PROGRAM ATTENDANCE	
	57	54	12	
CEP	REQUIRED CRITERIA	OPTIONAL CRITERIA	GSI FUNDRAISING	
	100%	88%	\$500	
LP	VIOLATIONS		SERVICE HOURS PER MAN	
	0		1.9	
LEARNING ASSESSMENTS			ACCOUNTS RECEIVABLE	
GREEKLIFEEDU 94% COMPLETE			CURRENT	
OUTCOMES ASSESSMENT 96.5% COMPLETE				

**CULVER-STOCKTON** 

GPA	FALL	SPRING	ALL MENS AVG	ADVISORS
	-	3.42	3.02	1
SIZE	DU	CAMPUS AVG	PROGRAM ATTENDANCE	
	10	-	10	
CEP	REQUIRED CRITERIA	OPTIONAL CRITERIA	GSI FUNDRAISING	
	35%	9%	\$252	
LP	VIOLATIONS		SERVICE HOURS PER MAN	
	0		2.2	
LEARNING ASSESSMENTS			ACCOUNTS RECEIVABLE	
GREEKLIFEEDU 46% COMPLETE			CURRENT	
OUTCOMES ASSESSMENT 100% COMPLETE				

**EMBRY-RIDDLE** 

GPA	FALL	SPRING	ALL MENS AVG	ADVISORS
	3.39	3.34	-	9
SIZE	DU	CAMPUS AVG	PROGRAM ATTENDANCE	
	14	36	12	
CEP	REQUIRED CRITERIA	OPTIONAL CRITERIA	GSI FUNDRAISING	
	95%	27%	\$50	
LP	VIOLATIONS		SERVICE HOURS PER MAN	
	0		3.5	
LEARNING ASSESSMENTS			ACCOUNTS RECEIVABLE	
GREEKLIFEEDU 81% COMPLETE			CURRENT	
OUTCOMES ASSESSMENT 94.1% COMPLETE				


**GUELPH** 


GPA	FALL	SPRING	ALL MENS AVG	ADVISORS
	N/A	N/A	N/A	-
SIZE	DU	CAMPUS AVG	PROGRAM ATTENDANCE	
	13	N/A	7	
CEP	REQUIRED CRITERIA	OPTIONAL CRITERIA	GSI FUNDRAISING	
	15%	9%	\$0	
LP	VIOLATIONS		SERVICE HOURS PER MAN	
	0		0	
LEARNING ASSESSMENTS			ACCOUNTS RECEIVABLE	
GREEKLIFEEDU 50% COMPLETE			CURRENT	
OUTCOMES ASSESSMENT 66.7% COMPLETE				





Iowa State Chapter and Kansas State Chapter


The Iowa State and Kansas State Chapters were named the 2021 Sweepstakes Trophy Winners during the 2021 Leadership Institute. This marked the seventh consecutive year the Iowa State Chapter was named a Sweepstakes Finalist and the first time in chapter history it took home the trophy. The Kansas State Chapter received the Sweepstakes Trophy for the sixth year in a row and the ninth time in 10 years.


HAMILTON				
GPA	FALL	SPRING	ALL MENS AVG	ADVISORS
	3.25	-	3.42	4
SIZE	DU	CAMPUS AVG	PROGRAM ATTENDANCE	
	16	24	8	
CEP	REQUIRED CRITERIA	OPTIONAL CRITERIA	GSI FUNDRAISING	
	25%	0%	\$0	
LP	VIOLATIONS		SERVICE HOURS PER MAN	
	0		5.3	
LEARNING ASSESSMENTS			ACCOUNTS RECEIVABLE	
GREEKLIFEEDU 81% COMPLETE			LATE	
OUTCOMES ASSESSMENT 92.3% COMPLETE				

ILLINOIS				
GPA	FALL	SPRING	ALL MENS AVG	ADVISORS
	3.45	3.65	3.41	12+
SIZE	DU	CAMPUS AVG	PROGRAM ATTENDANCE	
	67	71	11	
CEP	REQUIRED CRITERIA	OPTIONAL CRITERIA	GSI FUNDRAISING	
	95%	18%	\$50	
LP	VIOLATIONS		SERVICE HOURS PER MAN	
	1		9.1	
LEARNING ASSESSMENTS			ACCOUNTS RECEIVABLE	
GREEKLIFEEDU 89% COMPLETE			CURRENT	
OUTCOMES ASSESSMENT 73.1% COMPLETE				

IONA				
GPA	FALL	SPRING	ALL MENS AVG	ADVISORS
	-	-	-	-
SIZE	DU	CAMPUS AVG	PROGRAM ATTENDANCE	
	30	N/A	7	
CEP	REQUIRED CRITERIA	OPTIONAL CRITERIA	GSI FUNDRAISING	
	0%	0%	\$0	
LP	VIOLATIONS		SERVICE HOURS PER MAN	
	0		0	
LEARNING ASSESSMENTS			ACCOUNTS RECEIVABLE	
GREEKLIFEEDU 55% COMPLETE			LATE	
OUTCOMES ASSESSMENT 90.9% COMPLETE				

HOUSTON				
GPA	FALL	SPRING	ALL MENS AVG	ADVISORS
	3.21	3.44	3.54	8
SIZE	DU	CAMPUS AVG	PROGRAM ATTENDANCE	
	26	-	13	
CEP	REQUIRED CRITERIA	OPTIONAL CRITERIA	GSI FUNDRAISING	
	38%	9%	\$0	
LP	VIOLATIONS		SERVICE HOURS PER MAN	
	0		0	
LEARNING ASSESSMENTS			ACCOUNTS RECEIVABLE	
GREEKLIFEEDU 90% COMPLETE			LATE	
OUTCOMES ASSESSMENT 69.9% COMPLETE				

INDIANA				
GPA	FALL	SPRING	ALL MENS AVG	ADVISORS
	3.28	3.38	3.21	9
SIZE	DU	CAMPUS AVG	PROGRAM ATTENDANCE	
	190	132	35	
CEP	REQUIRED CRITERIA	OPTIONAL CRITERIA	GSI FUNDRAISING	
	78%	27%	\$0	
LP	VIOLATIONS		SERVICE HOURS PER MAN	
	1		0.3	
LEARNING ASSESSMENTS			ACCOUNTS RECEIVABLE	
GREEKLIFEEDU 99% COMPLETE			CURRENT	
OUTCOMES ASSESSMENT 81.8% COMPLETE				

IOWA				
GPA	FALL	SPRING	ALL MENS AVG	ADVISORS
	3.04	3.24	3.09	7
SIZE	DU	CAMPUS AVG	PROGRAM ATTENDANCE	
	27	63	12	
CEP	REQUIRED CRITERIA	OPTIONAL CRITERIA	GSI FUNDRAISING	
	93%	67%	\$50	
LP	VIOLATIONS		SERVICE HOURS PER MAN	
	0		14.4	
LEARNING ASSESSMENTS			ACCOUNTS RECEIVABLE	
GREEKLIFEEDU 67% COMPLETE			CURRENT	
OUTCOMES ASSESSMENT 83.3% COMPLETE				



### IOWA STATE



GPA	FALL 3.17	SPRING 3.31	ALL MENS AVG 3.09	ADVISORS 12+
SIZE	DU 83	CAMPUS AVG 59	PROGRAM ATTENDANCE 19	
CEP	REQUIRED CRITERIA 100%	OPTIONAL CRITERIA 67%	GSI FUNDRAISING \$3,706.26	
LP	VIOLATIONS 0		SERVICE HOURS PER MAN 25.4	
LEARNING ASSESSMENTS GREEKLIFEEDU 100% COMPLETE			ACCOUNTS RECEIVABLE CURRENT	
OUTCOMES ASSESSMENT 98.8% COMPLETE				

### KANSAS STATE



GPA	FALL 3.55	SPRING 3.44	ALL MENS AVG 3.13	ADVISORS 8
SIZE	DU 120	CAMPUS AVG 58	PROGRAM ATTENDANCE 21	
CEP	REQUIRED CRITERIA 100%	OPTIONAL CRITERIA 88%	GSI FUNDRAISING \$17,290.38	
LP	VIOLATIONS 0		SERVICE HOURS PER MAN 14.1	
LEARNING ASSESSMENTS GREEKLIFEEDU 92% COMPLETE			ACCOUNTS RECEIVABLE CURRENT	
OUTCOMES ASSESSMENT 95.8% COMPLETE				

### LAFAYETTE



GPA	FALL 3.47	SPRING 3.36	ALL MENS AVG 3.33	ADVISORS -
SIZE	DU 51	CAMPUS AVG -	PROGRAM ATTENDANCE 12	
CEP	REQUIRED CRITERIA 68%	OPTIONAL CRITERIA 21%	GSI FUNDRAISING \$0	
LP	VIOLATIONS 0		SERVICE HOURS PER MAN 12.9	
LEARNING ASSESSMENTS GREEKLIFEEDU 79% COMPLETE			ACCOUNTS RECEIVABLE LATE	
OUTCOMES ASSESSMENT 60.9% COMPLETE				

### JAMES MADISON



GPA	FALL -	SPRING 2.90	ALL MENS AVG 2.96	ADVISORS 10
SIZE	DU 41	CAMPUS AVG -	PROGRAM ATTENDANCE 12	
CEP	REQUIRED CRITERIA 48%	OPTIONAL CRITERIA 9%	GSI FUNDRAISING \$0	
LP	VIOLATIONS 0		SERVICE HOURS PER MAN 2.1	
LEARNING ASSESSMENTS GREEKLIFEEDU 63% COMPLETE			ACCOUNTS RECEIVABLE CURRENT	
OUTCOMES ASSESSMENT 52.8% COMPLETE				

### KENT STATE



GPA	FALL -	SPRING 3.45	ALL MENS AVG 3.11	ADVISORS -
SIZE	DU 9	CAMPUS AVG 30	PROGRAM ATTENDANCE 9	
CEP	REQUIRED CRITERIA 45%	OPTIONAL CRITERIA 0%	GSI FUNDRAISING \$0	
LP	VIOLATIONS 0		SERVICE HOURS PER MAN 0	
LEARNING ASSESSMENTS GREEKLIFEEDU 36% COMPLETE			ACCOUNTS RECEIVABLE CURRENT	
OUTCOMES ASSESSMENT 71.4% COMPLETE				

### LEHIGH



GPA	FALL 3.53	SPRING 3.30	ALL MENS AVG 3.28	ADVISORS 3
SIZE	DU 73	CAMPUS AVG 42	PROGRAM ATTENDANCE 11	
CEP	REQUIRED CRITERIA 83%	OPTIONAL CRITERIA 76%	GSI FUNDRAISING \$1,000	
LP	VIOLATIONS 0		SERVICE HOURS PER MAN 2.8	
LEARNING ASSESSMENTS GREEKLIFEEDU 97% COMPLETE			ACCOUNTS RECEIVABLE CURRENT	
OUTCOMES ASSESSMENT 98.7% COMPLETE				

### LOUISVILLE



GPA	FALL 3.04	SPRING 3.10	ALL MENS AVG 2.69	ADVISORS 10
SIZE	DU 32	CAMPUS AVG 54	PROGRAM ATTENDANCE 10	
CEP	REQUIRED CRITERIA 95%	OPTIONAL CRITERIA 12%	GSI FUNDRAISING \$211.34	
LP	VIOLATIONS 0		SERVICE HOURS PER MAN 2.7	
LEARNING ASSESSMENTS GREEKLIFEEDU 68% COMPLETE			ACCOUNTS RECEIVABLE CURRENT	
OUTCOMES ASSESSMENT 41.2% COMPLETE				

Nearly half of fraternity members serve in other campus leadership roles.

Fraternity members are **more involved** in cocurricular activities, and membership promotes student leadership development, as well as satisfaction with the collegiate experience.

Fraternities & Values of Single Sex Experience, UT-PERC

The Greek Experience Revisited: The Relationships between Fraternity/Sorority Membership and Student Engagement, Learning Outcomes, Grades, and Satisfaction with College; Dr. Gary Pike

**LOYOLA MARYMOUNT ASSOCIATE CHAPTER**



GPA	FALL	SPRING	ALL MENS AVG	ADVISORS
	-	-	-	-
SIZE	DU	CAMPUS AVG	PROGRAM ATTENDANCE	
	21	-	11	
CEP	REQUIRED CRITERIA	OPTIONAL CRITERIA	GSI FUNDRAISING	
	78%	36%	\$698	
LP	VIOLATIONS		SERVICE HOURS PER MAN	
	0		0	
LEARNING ASSESSMENTS			ACCOUNTS RECEIVABLE	
GREEKLIFEEDU 71% COMPLETE			CURRENT	
OUTCOMES ASSESSMENT 85% COMPLETE				

**MIAMI**



GPA	FALL	SPRING	ALL MENS AVG	ADVISORS
	3.52	3.12	3.11	5
SIZE	DU	CAMPUS AVG	PROGRAM ATTENDANCE	
	102	75	10	
CEP	REQUIRED CRITERIA	OPTIONAL CRITERIA	GSI FUNDRAISING	
	53%	9%	\$550	
LP	VIOLATIONS		SERVICE HOURS PER MAN	
	0		5	
LEARNING ASSESSMENTS			ACCOUNTS RECEIVABLE	
GREEKLIFEEDU 75% COMPLETE			CURRENT	
OUTCOMES ASSESSMENT 53.4% COMPLETE				

**MICHIGAN TECH**



GPA	FALL	SPRING	ALL MENS AVG	ADVISORS
	3.47	2.93	3.13	10
SIZE	DU	CAMPUS AVG	PROGRAM ATTENDANCE	
	21	28	9	
CEP	REQUIRED CRITERIA	OPTIONAL CRITERIA	GSI FUNDRAISING	
	78%	36%	\$1,100	
LP	VIOLATIONS		SERVICE HOURS PER MAN	
	1		17.6	
LEARNING ASSESSMENTS			ACCOUNTS RECEIVABLE	
GREEKLIFEEDU 78% COMPLETE			CURRENT	
OUTCOMES ASSESSMENT 36% COMPLETE				

**MARYLAND**



GPA	FALL	SPRING	ALL MENS AVG	ADVISORS
	-	-	-	8
SIZE	DU	CAMPUS AVG	PROGRAM ATTENDANCE	
	35	-	12	
CEP	REQUIRED CRITERIA	OPTIONAL CRITERIA	GSI FUNDRAISING	
	98%	39%	\$0	
LP	VIOLATIONS		SERVICE HOURS PER MAN	
	0		20.4	
LEARNING ASSESSMENTS			ACCOUNTS RECEIVABLE	
GREEKLIFEEDU 100% COMPLETE			CURRENT	
OUTCOMES ASSESSMENT 86.1% COMPLETE				

**MICHIGAN**



GPA	FALL	SPRING	ALL MENS AVG	ADVISORS
	3.70	N/A	3.66	-
SIZE	DU	CAMPUS AVG	PROGRAM ATTENDANCE	
	99	-	9	
CEP	REQUIRED CRITERIA	OPTIONAL CRITERIA	GSI FUNDRAISING	
	55%	9%	\$0	
LP	VIOLATIONS		SERVICE HOURS PER MAN	
	1		0	
LEARNING ASSESSMENTS			ACCOUNTS RECEIVABLE	
GREEKLIFEEDU 76% COMPLETE			LATE	
OUTCOMES ASSESSMENT 70.9% COMPLETE				

**MISSOURI**



GPA	FALL	SPRING	ALL MENS AVG	ADVISORS
	3.34	3.31	3.13	10
SIZE	DU	CAMPUS AVG	PROGRAM ATTENDANCE	
	142	50	21	
CEP	REQUIRED CRITERIA	OPTIONAL CRITERIA	GSI FUNDRAISING	
	68%	36%	\$3,190	
LP	VIOLATIONS		SERVICE HOURS PER MAN	
	1		11	
LEARNING ASSESSMENTS			ACCOUNTS RECEIVABLE	
GREEKLIFEEDU 98% COMPLETE			CURRENT	
OUTCOMES ASSESSMENT 98.6% COMPLETE				

Nebraska Chapter

The Nebraska Chapter was one of many DU chapters to thrive during the pandemic. It was named a Sweepstakes Finalist this past year for the first time since 2016 and took home three Chapter Excellence Plan Awards during the Leadership Institute: Academic Excellence, Campus & Community Involvement and Membership Development.



**NEBRASKA**



GPA	FALL	SPRING	ALL MENS AVG	ADVISORS
	3.31	-	3.03	10
SIZE	DU	CAMPUS AVG	PROGRAM ATTENDANCE	
	116	-	19	
CEP	REQUIRED CRITERIA	OPTIONAL CRITERIA	GSI FUNDRAISING	
	95%	82%	\$5,000	
LP	VIOLATIONS		SERVICE HOURS PER MAN	
	0		13.9	
LEARNING ASSESSMENTS			ACCOUNTS RECEIVABLE	
GREEKLIFEEDU 81% COMPLETE			CURRENT	
OUTCOMES ASSESSMENT 88.2% COMPLETE				

Fraternity members have **stronger interaction with faculty** than their peers, with higher rates feeling like their professors cared about them as a person or made them excited about learning.

The Greek Experience Revisited: The Relationships between Fraternity/Sorority Membership and Student Engagement, Learning Outcomes, Grades, and Satisfaction with College; Dr. Gary Pike

**NORTH CAROLINA**



GPA	FALL	SPRING	ALL MENS AVG	ADVISORS
	3.81	-	3.51	12+
SIZE	DU	CAMPUS AVG	PROGRAM ATTENDANCE	
	45	-	9	
CEP	REQUIRED CRITERIA	OPTIONAL CRITERIA	GSI FUNDRAISING	
	100%	36%	\$300	
LP	VIOLATIONS		SERVICE HOURS PER MAN	
	0		9.3	
LEARNING ASSESSMENTS			ACCOUNTS RECEIVABLE	
GREEKLIFEEDU 55% COMPLETE			CURRENT	
OUTCOMES ASSESSMENT 67.4% COMPLETE				

**NORTH FLORIDA**



GPA	FALL	SPRING	ALL MENS AVG	ADVISORS
	2.62	2.70	-	7
SIZE	DU	CAMPUS AVG	PROGRAM ATTENDANCE	
	26	-	6	
CEP	REQUIRED CRITERIA	OPTIONAL CRITERIA	GSI FUNDRAISING	
	45%	12%	\$0	
LP	VIOLATIONS		SERVICE HOURS PER MAN	
	1		14.2	
LEARNING ASSESSMENTS			ACCOUNTS RECEIVABLE	
GREEKLIFEEDU 35% COMPLETE			CURRENT	
OUTCOMES ASSESSMENT 82% COMPLETE				

**OREGON**



GPA	FALL	SPRING	ALL MENS AVG	ADVISORS
	3.25	2.62	3.18	6
SIZE	DU	CAMPUS AVG	PROGRAM ATTENDANCE	
	15	67	9	
CEP	REQUIRED CRITERIA	OPTIONAL CRITERIA	GSI FUNDRAISING	
	25%	6%	\$0	
LP	VIOLATIONS		SERVICE HOURS PER MAN	
	0		0	
LEARNING ASSESSMENTS			ACCOUNTS RECEIVABLE	
GREEKLIFEEDU 47% COMPLETE			LATE	
OUTCOMES ASSESSMENT 50% COMPLETE				

**NORTH DAKOTA**



GPA	FALL	SPRING	ALL MENS AVG	ADVISORS
	3.55	2.88	3.07	8
SIZE	DU	CAMPUS AVG	PROGRAM ATTENDANCE	
	34	47	15	
CEP	REQUIRED CRITERIA	OPTIONAL CRITERIA	GSI FUNDRAISING	
	83%	42%	\$0	
LP	VIOLATIONS		SERVICE HOURS PER MAN	
	0		29.3	
LEARNING ASSESSMENTS			ACCOUNTS RECEIVABLE	
GREEKLIFEEDU 100% COMPLETE			CURRENT	
OUTCOMES ASSESSMENT 87.5% COMPLETE				

**OHIO**



GPA	FALL	SPRING	ALL MENS AVG	ADVISORS
	-	3.15	2.98	2
SIZE	DU	CAMPUS AVG	PROGRAM ATTENDANCE	
	27	53	8	
CEP	REQUIRED CRITERIA	OPTIONAL CRITERIA	GSI FUNDRAISING	
	0%	0%	\$0	
LP	VIOLATIONS		SERVICE HOURS PER MAN	
	0		0	
LEARNING ASSESSMENTS			ACCOUNTS RECEIVABLE	
GREEKLIFEEDU 63% COMPLETE			LATE	
OUTCOMES ASSESSMENT 6.7% COMPLETE				

**PENNSYLVANIA STATE**



GPA	FALL	SPRING	ALL MENS AVG	ADVISORS
	3.51	3.54	3.39	3
SIZE	DU	CAMPUS AVG	PROGRAM ATTENDANCE	
	97	94	12	
CEP	REQUIRED CRITERIA	OPTIONAL CRITERIA	GSI FUNDRAISING	
	5%	0%	\$500	
LP	VIOLATIONS		SERVICE HOURS PER MAN	
	0		0	
LEARNING ASSESSMENTS			ACCOUNTS RECEIVABLE	
GREEKLIFEEDU 33% COMPLETE			CURRENT	
OUTCOMES ASSESSMENT 53.3% COMPLETE				

**NORTH DAKOTA STATE**



GPA	FALL	SPRING	ALL MENS AVG	ADVISORS
	-	2.11	2.90	8
SIZE	DU	CAMPUS AVG	PROGRAM ATTENDANCE	
	7	34	9	
CEP	REQUIRED CRITERIA	OPTIONAL CRITERIA	GSI FUNDRAISING	
	85%	27%	\$50	
LP	VIOLATIONS		SERVICE HOURS PER MAN	
	0		0	
LEARNING ASSESSMENTS			ACCOUNTS RECEIVABLE	
GREEKLIFEEDU 50% COMPLETE			LATE	
OUTCOMES ASSESSMENT 87.5% COMPLETE				

**OKLAHOMA**



GPA	FALL	SPRING	ALL MENS AVG	ADVISORS
	2.99	3.01	-	8
SIZE	DU	CAMPUS AVG	PROGRAM ATTENDANCE	
	106	153	9	
CEP	REQUIRED CRITERIA	OPTIONAL CRITERIA	GSI FUNDRAISING	
	0%	0%	\$0	
LP	VIOLATIONS		SERVICE HOURS PER MAN	
	0		0	
LEARNING ASSESSMENTS			ACCOUNTS RECEIVABLE	
GREEKLIFEEDU 15% COMPLETE			CURRENT	
OUTCOMES ASSESSMENT 8.4% COMPLETE				

**PURDUE ASSOCIATE CHAPTER**



GPA	FALL	SPRING	ALL MENS AVG	ADVISORS
	N/A	-	-	8
SIZE	DU	CAMPUS AVG	PROGRAM ATTENDANCE	
	30	-	4	
CEP	REQUIRED CRITERIA	OPTIONAL CRITERIA	GSI FUNDRAISING	
	40%	0%	\$0	
LP	VIOLATIONS		SERVICE HOURS PER MAN	
	0		0	
LEARNING ASSESSMENTS			ACCOUNTS RECEIVABLE	
GREEKLIFEEDU N/A			CURRENT	
OUTCOMES ASSESSMENT N/A				



Virginia Chapter

The Virginia Chapter was named a Sweepstakes Finalist for the very first time in its nearly 100-year history. At the Leadership Institute, it also received two Chapter Excellence Plan Awards: Associate Member Education and Operations.

QUINNIPIAC



GPA	FALL	SPRING	ALL MENS AVG	ADVISORS
	-	3.35	3.23	1
SIZE	DU	CAMPUS AVG	PROGRAM ATTENDANCE	
	67	60	7	
CEP	REQUIRED CRITERIA	OPTIONAL CRITERIA	GSI FUNDRAISING	
	25%	0%	\$0	
LP	VIOLATIONS		SERVICE HOURS PER MAN	
	0		0	
LEARNING ASSESSMENTS			ACCOUNTS RECEIVABLE	
GREEKLIFEEDU 97% COMPLETE			LATE	
OUTCOMES ASSESSMENT 34.3% COMPLETE				

RUTGERS



GPA	FALL	SPRING	ALL MENS AVG	ADVISORS
	3.58	3.55	-	12+
SIZE	DU	CAMPUS AVG	PROGRAM ATTENDANCE	
	34	39	8	
CEP	REQUIRED CRITERIA	OPTIONAL CRITERIA	GSI FUNDRAISING	
	45%	12%	\$300	
LP	VIOLATIONS		SERVICE HOURS PER MAN	
	0		0	
LEARNING ASSESSMENTS			ACCOUNTS RECEIVABLE	
GREEKLIFEEDU 27% COMPLETE			CURRENT	
OUTCOMES ASSESSMENT 88.2% COMPLETE				

ROCHESTER



GPA	FALL	SPRING	ALL MENS AVG	ADVISORS
	-	3.48	3.27	10
SIZE	DU	CAMPUS AVG	PROGRAM ATTENDANCE	
	42	32	13	
CEP	REQUIRED CRITERIA	OPTIONAL CRITERIA	GSI FUNDRAISING	
	93%	64%	\$0	
LP	VIOLATIONS		SERVICE HOURS PER MAN	
	0		21.5	
LEARNING ASSESSMENTS			ACCOUNTS RECEIVABLE	
GREEKLIFEEDU 77% COMPLETE			CURRENT	
OUTCOMES ASSESSMENT 55.3% COMPLETE				

SAN DIEGO STATE



GPA	FALL	SPRING	ALL MENS AVG	ADVISORS
	3.31	3.35	3.17	-
SIZE	DU	CAMPUS AVG	PROGRAM ATTENDANCE	
	92	87	12	
CEP	REQUIRED CRITERIA	OPTIONAL CRITERIA	GSI FUNDRAISING	
	88%	12%	\$0	
LP	VIOLATIONS		SERVICE HOURS PER MAN	
	0		0	
LEARNING ASSESSMENTS			ACCOUNTS RECEIVABLE	
GREEKLIFEEDU 80% COMPLETE			CURRENT	
OUTCOMES ASSESSMENT 62.2% COMPLETE				

SAN JOSE



GPA	FALL	SPRING	ALL MENS AVG	ADVISORS
	3.12	2.93	-	12+
SIZE	DU	CAMPUS AVG	PROGRAM ATTENDANCE	
	37	-	13	
CEP	REQUIRED CRITERIA	OPTIONAL CRITERIA	GSI FUNDRAISING	
	85%	21%	\$1,000	
LP	VIOLATIONS		SERVICE HOURS PER MAN	
	0		6.8	
LEARNING ASSESSMENTS			ACCOUNTS RECEIVABLE	
GREEKLIFEEDU 100% COMPLETE			CURRENT	
OUTCOMES ASSESSMENT 87.2% COMPLETE				

SETON HALL ASSOCIATE CHAPTER



GPA	FALL	SPRING	ALL MENS AVG	ADVISORS
	-	-	-	3
SIZE	DU	CAMPUS AVG	PROGRAM ATTENDANCE	
	28	-	11	
CEP	REQUIRED CRITERIA	OPTIONAL CRITERIA	GSI FUNDRAISING	
	23%	0%	\$0	
LP	VIOLATIONS		SERVICE HOURS PER MAN	
	0		15.7	
LEARNING ASSESSMENTS			ACCOUNTS RECEIVABLE	
GREEKLIFEEDU 38% COMPLETE			CURRENT	
OUTCOMES ASSESSMENT 85.7% COMPLETE				

SOUTH CAROLINA



GPA	FALL	SPRING	ALL MENS AVG	ADVISORS
	3.27	3.28	-	-
SIZE	DU	CAMPUS AVG	PROGRAM ATTENDANCE	
	91	117	12	
CEP	REQUIRED CRITERIA	OPTIONAL CRITERIA	GSI FUNDRAISING	
	23%	6%	\$0	
LP	VIOLATIONS		SERVICE HOURS PER MAN	
	0		0	
LEARNING ASSESSMENTS			ACCOUNTS RECEIVABLE	
GREEKLIFEEDU 37% COMPLETE			CURRENT	
OUTCOMES ASSESSMENT 69.8% COMPLETE				



**SYRACUSE** 

GPA	FALL	SPRING	ALL MENS AVG	ADVISORS
	3.47	-	3.26	8
SIZE	DU	CAMPUS AVG	PROGRAM ATTENDANCE	
	99	57	10	
CEP	REQUIRED CRITERIA	OPTIONAL CRITERIA	GSI FUNDRAISING	
	65%	18%	\$0	
LP	VIOLATIONS		SERVICE HOURS PER MAN	
	0		6.8	
LEARNING ASSESSMENTS			ACCOUNTS RECEIVABLE	
GREEKLIFEEDU 60% COMPLETE			CURRENT	
OUTCOMES ASSESSMENT 78.7% COMPLETE				

**VIRGINIA** 

GPA	FALL	SPRING	ALL MENS AVG	ADVISORS
	-	-	-	12+
SIZE	DU	CAMPUS AVG	PROGRAM ATTENDANCE	
	77	-	9	
CEP	REQUIRED CRITERIA	OPTIONAL CRITERIA	GSI FUNDRAISING	
	98%	48%	\$0	
LP	VIOLATIONS		SERVICE HOURS PER MAN	
	0		7.5	
LEARNING ASSESSMENTS			ACCOUNTS RECEIVABLE	
GREEKLIFEEDU 89% COMPLETE			CURRENT	
OUTCOMES ASSESSMENT 92.6% COMPLETE				

**WESTERN RESERVE** 

GPA	FALL	SPRING	ALL MENS AVG	ADVISORS
	-	3.65	3.50	9
SIZE	DU	CAMPUS AVG	PROGRAM ATTENDANCE	
	15	35	12	
CEP	REQUIRED CRITERIA	OPTIONAL CRITERIA	GSI FUNDRAISING	
	93%	52%	\$145	
LP	VIOLATIONS		SERVICE HOURS PER MAN	
	0		9.2	
LEARNING ASSESSMENTS			ACCOUNTS RECEIVABLE	
GREEKLIFEEDU 100% COMPLETE			CURRENT	
OUTCOMES ASSESSMENT 80% COMPLETE				

**TEXAS** 

GPA	FALL	SPRING	ALL MENS AVG	ADVISORS
	-	3.35	-	9
SIZE	DU	CAMPUS AVG	PROGRAM ATTENDANCE	
	41	97	12	
CEP	REQUIRED CRITERIA	OPTIONAL CRITERIA	GSI FUNDRAISING	
	90%	33%	\$0	
LP	VIOLATIONS		SERVICE HOURS PER MAN	
	0		15.7	
LEARNING ASSESSMENTS			ACCOUNTS RECEIVABLE	
GREEKLIFEEDU 80% COMPLETE			CURRENT	
OUTCOMES ASSESSMENT 87.2% COMPLETE				

**WESTERN ILLINOIS** 

GPA	FALL	SPRING	ALL MENS AVG	ADVISORS
	3.34	3.06	2.97	8
SIZE	DU	CAMPUS AVG	PROGRAM ATTENDANCE	
	24	22	11	
CEP	REQUIRED CRITERIA	OPTIONAL CRITERIA	GSI FUNDRAISING	
	88%	30%	\$1,000	
LP	VIOLATIONS		SERVICE HOURS PER MAN	
	0		43.3	
LEARNING ASSESSMENTS			ACCOUNTS RECEIVABLE	
GREEKLIFEEDU 100% COMPLETE			CURRENT	
OUTCOMES ASSESSMENT 100% COMPLETE				

**WICHITA** 

GPA	FALL	SPRING	ALL MENS AVG	ADVISORS
	-	3.16	3.06	4
SIZE	DU	CAMPUS AVG	PROGRAM ATTENDANCE	
	37	34	14	
CEP	REQUIRED CRITERIA	OPTIONAL CRITERIA	GSI FUNDRAISING	
	85%	33%	\$0	
LP	VIOLATIONS		SERVICE HOURS PER MAN	
	0		0	
LEARNING ASSESSMENTS			ACCOUNTS RECEIVABLE	
GREEKLIFEEDU 90% COMPLETE			CURRENT	
OUTCOMES ASSESSMENT 87.1% COMPLETE				

**TORONTO** 

GPA	FALL	SPRING	ALL MENS AVG	ADVISORS
	N/A	N/A	N/A	-
SIZE	DU	CAMPUS AVG	PROGRAM ATTENDANCE	
	22	-	5	
CEP	REQUIRED CRITERIA	OPTIONAL CRITERIA	GSI FUNDRAISING	
	85%	21%	\$0	
LP	VIOLATIONS		SERVICE HOURS PER MAN	
	0		0.5	
LEARNING ASSESSMENTS			ACCOUNTS RECEIVABLE	
GREEKLIFEEDU 80% COMPLETE			LATE	
OUTCOMES ASSESSMENT 57.1% COMPLETE				

**WESTERN ONTARIO** 

GPA	FALL	SPRING	ALL MENS AVG	ADVISORS
	N/A	N/A	N/A	8
SIZE	DU	CAMPUS AVG	PROGRAM ATTENDANCE	
	26	-	11	
CEP	REQUIRED CRITERIA	OPTIONAL CRITERIA	GSI FUNDRAISING	
	83%	48%	\$414.99	
LP	VIOLATIONS		SERVICE HOURS PER MAN	
	0		7.5	
LEARNING ASSESSMENTS			ACCOUNTS RECEIVABLE	
GREEKLIFEEDU 62% COMPLETE			CURRENT	
OUTCOMES ASSESSMENT 60% COMPLETE				

**WISCONSIN** 

GPA	FALL	SPRING	ALL MENS AVG	ADVISORS
	3.38	-	-	12+
SIZE	DU	CAMPUS AVG	PROGRAM ATTENDANCE	
	100	-	7	
CEP	REQUIRED CRITERIA	OPTIONAL CRITERIA	GSI FUNDRAISING	
	70%	39%	\$0	
LP	VIOLATIONS		SERVICE HOURS PER MAN	
	0		0	
LEARNING ASSESSMENTS			ACCOUNTS RECEIVABLE	
GREEKLIFEEDU 94% COMPLETE			LATE	
OUTCOMES ASSESSMENT 85.6% COMPLETE				

**VERMONT** 

GPA	FALL	SPRING	ALL MENS AVG	ADVISORS
	-	-	-	2
SIZE	DU	CAMPUS AVG	PROGRAM ATTENDANCE	
	26	-	9	
CEP	REQUIRED CRITERIA	OPTIONAL CRITERIA	GSI FUNDRAISING	
	53%	12%	\$0	
LP	VIOLATIONS		SERVICE HOURS PER MAN	
	0		0	
LEARNING ASSESSMENTS			ACCOUNTS RECEIVABLE	
GREEKLIFEEDU 83% COMPLETE			CURRENT	
OUTCOMES ASSESSMENT 68.2% COMPLETE				

Fraternity members **spend significantly more time** volunteering, mentoring and doing other types of service work, and they feel like they belong in their communities.

Perspectives on Fraternity and Sorority Life; Positive Youth Development, EverFi