



2025 CONSTITUENT SURVEY RESULTS

STATE SENATOR LINDA ROGERS

The following charts represent responses to the multiple-choice questions offered on my survey. Answers to open-ended questions are not included here.

- The state legislature is considering ways to cut property taxes, which are set and used by local governments – not the state government – to fund local services like schools, police and fire departments. Which **one** of the following policies would you most support? **A)** Cut property taxes with no replacement revenue, reducing local government spending **B)** Cut property taxes, but allow local governments to increase local income taxes to replace the lost revenue **C)** Don't cut property taxes



A) 39%
B) 20%
C) 41%

- The Indiana General Assembly will adopt a new two-year state budget in 2025. Please rank the following budget categories to show which ones should be a higher priority for our state, with **1 being the highest priority and 6 being the lowest priority.**

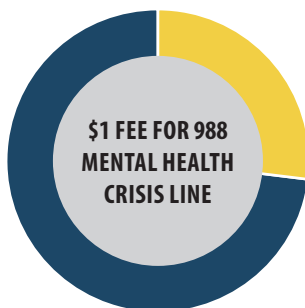
BUDGET PRIORITIES

HIGHEST PRIORITY

- K-12 education
- Road maintenance
- Cutting taxes
- Medicaid
- Higher education
- Paying down debt

LOWEST PRIORITY

- Indiana helps pay for the 911 emergency response system through a \$1 fee on each phone line. Would you support a law that adds an additional \$1 fee to help pay for the 988 suicide and crisis hotline, which provides emergency help to people experiencing a mental health crisis?



Yes 73%
No 27%

- Fuel taxes have historically been the main way Indiana pays for road construction, but fuel taxes are no longer providing enough money to fully fund our road construction needs. Please rank the following alternative funding options, with **1 being your most preferred and 4 being your least preferred.**

ROAD FUNDING OPTIONS

HIGHEST PRIORITY

- Tax electric vehicles based on the amount of electricity they use
- Increase fuel taxes
- Increase annual registration fees at the BMV
- Tolling

LOWEST PRIORITY

Results calculated using survey responses from Senate District 11.



2025 CONSTITUENT SURVEY RESULTS

STATE SENATOR LINDA ROGERS

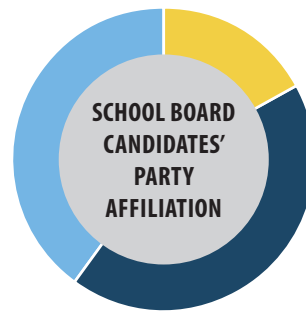
The following charts represent responses to the multiple-choice questions offered on my survey. Answers to open-ended questions are not included here.

5. Across the country, we are seeing cases where dangerous criminal suspects are released on bail, only to commit more crimes while they await trial. Indiana's Constitution currently requires criminal suspects to be offered bail with very limited exceptions. Would you **support** or **oppose** amending the state Constitution so that courts can hold suspects without bail if releasing them from jail would pose a substantial danger to the public?



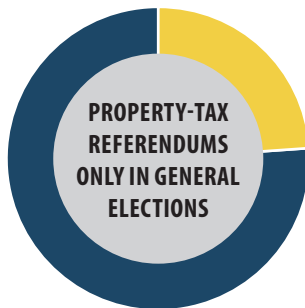
Support
77%
Oppose
23%

6. Candidates running for local school boards in Indiana do not currently list any political party affiliation (such as Republican, Democrat, etc.) on the ballot. Which of the following approaches do you think is the best regarding school board candidates? **A)** Maintain the current practice where school board candidates do not declare a party affiliation. **B)** Allow school board candidates to list their party affiliation, but don't require it. **C)** Require school board candidates to list their party affiliation in the same way as candidates for other government offices.



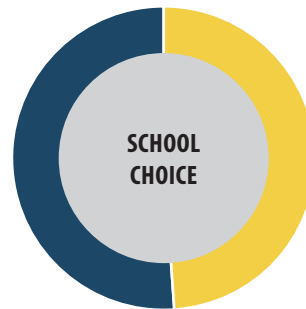
A) 43%
B) 17%
C) 40%

7. Voter turnout is normally the highest during November General Elections. Would you **support** or **oppose** a law requiring local property-tax referendums to be conducted only during General Elections?



Support
76%
Oppose
24%

8. Should Indiana give every Hoosier family the right to use state education dollars to attend the school of their choice – whether it's a public or private school?




Yes
51%
No
49%

9. Should Indiana require able-bodied adults to work or look for work in order to receive publicly funded health-care coverage under the Healthy Indiana Plan?



Yes
69%
No
31%

10. Should Indiana use nuclear power as one of our energy generation sources?



Yes
81%
No
19%

Results calculated using survey responses from Senate District 11.