

How to Navigate Canvas

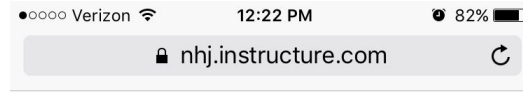


Once a Canvas account has been set up on a computer, the account can be accessed from any device.

The URL is: nhj.instructure.com
Or there is an ios app.

Login with the set username (email for non-student users) and password.

Note: The observer account must be set up on a computer. Please see the *How to Create a Parent Observer Account Tutorial* for directions.



This is the login screen from a phone or tablet.



Email

Password

Log In

[Forgot Password?](#)

This is the login screen from a computer. Accounts must be created on a computer.

A screenshot of the Canvas login page on a computer. The page has a blue background. At the top right, there is a red line-art illustration of a Native American head with a feathered headdress. Below the illustration, there is a link: 'Parent of a Canvas User? Click Here For an Account'. The main form area has a white background and contains: an 'Email' field with 'username@emailhere.com', a 'Password' field with masked characters, a 'Stay signed in' checkbox, and a 'Log In' button. Below the form is a 'Forgot Password?' link. At the bottom of the page, there are links for 'Help', 'Privacy policy', 'Terms of service', 'Facebook', and 'Twitter', followed by the 'INSTRUCTURE' logo.

Once logged into Canvas, the dashboard will be the first page that opens.

Each class will show up as a tile. Also, your child will be members of some groups, such as Digital Citizenship, All Students of ICMS or Art Club for example.

On the far right of the screen will be a To Do list, items that are assigned as assignments or quizzes with in Canvas will show up here.

Dashboard

Account

Dashboard

Courses

Calendar

Inbox

Help

6th Grade Digital Citizenship
6th Gr. DC

Art ML 07-Sandberg
Art ML 07-Sandberg
2nd 9 Wks

Hlth&Well 08-Smith
Hlth&Well 08-Smith
4th 9 Wks

Learning Canvas
Learning

To Do

- Turn in Alien Cursive Signature Upload 2 Last name
Art ML 07-Sandberg
10 points • Aug 15 at 11:59pm
- Turn in Comic book Hero/Villian Progress check in
Art ML 07-Sandberg
10 points • Aug 18 at 3:30pm
- Take CHAPTER 1 REFLECTION QUIZ
Hlth&Well 08-Smith
5 points • Aug 30 at 12:11pm
- Turn in Comic Book Hero/Villian SCULPTURE Check in
Art ML 07-Sandberg
50 points • Sep 1 at 11:59pm
- Turn in GOALS - Tim Teebow Video
Hlth&Well 08-Smith
20 points • Sep 6 at 10pm

3 more...

Coming Up [View Calendar](#)

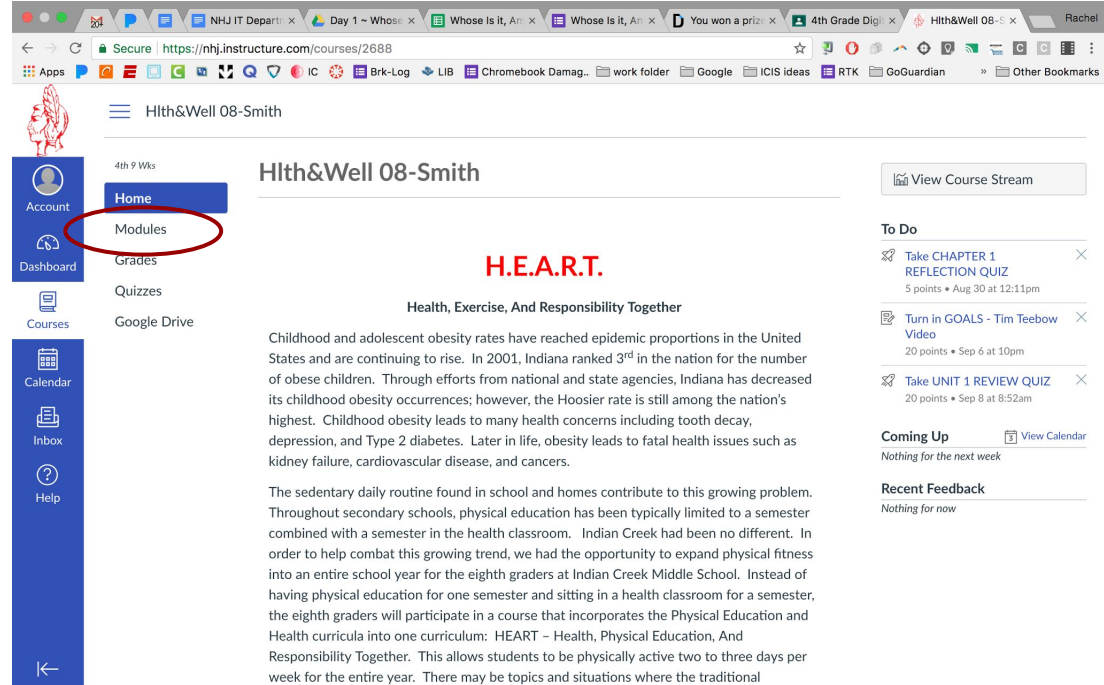
- Upload "Scream" replica oil pastel
Art ML 07-Sandberg
10 points • Sep 14 at 11:59pm

Click on the course tile name to open the course.

After clicking on a tile to open a class, the class's home page will be the first thing to display on the screen.

This will contain general information about the class.

To navigate to the daily material click on "Modules", located on the left side menu.



The screenshot shows a web browser window with the URL <https://nhj.instructure.com/courses/2688>. The page title is "Hlth&Well 08-Smith". On the left sidebar, the "Modules" link is circled in red. The main content area displays the course title "Hlth&Well 08-Smith" and the acronym "H.E.A.R.T." in red. Below this, the text reads "Health, Exercise, And Responsibility Together". The main text discusses childhood and adolescent obesity rates, mentioning that in 2001, Indiana ranked 3rd in the nation for the number of obese children. It also mentions that the sedentary daily routine found in school and homes contribute to this growing problem. The text continues to describe the course structure, stating that eighth graders will participate in a course that incorporates Physical Education and Health curricula into one curriculum: HEART - Health, Physical Education, And Responsibility Together. This allows students to be physically active two to three days per week for the entire year. There may be topics and situations where the traditional

4th 9 Wks

- Home
- Modules
- Grades
- Quizzes
- Google Drive

Account

Dashboard

Courses

Calendar

Inbox

Help

View Course Stream

To Do


- Take CHAPTER 1 REFLECTION QUIZ
5 points • Aug 30 at 12:11pm
- Turn in GOALS - Tim Teebow Video
20 points • Sep 6 at 10pm
- Take UNIT 1 REVIEW QUIZ
20 points • Sep 8 at 8:52am

Coming Up [View Calendar](#)
Nothing for the next week

Recent Feedback
Nothing for now

Modules will contain many needed items.

Each teacher will have a “Weekly Agenda” Module. In this module, teachers can present what the weekly plan is in a variety of ways. But, in each way, it will list out the daily topics and if any assignments, quizzes, or tests will be occurring that day.



☰ Hlth&Well 08-Smith > Modules

4th 9 Wks

Home

Modules

Grades


Quizzes

Google Drive

▼ Weekly Agendas



AGENDA

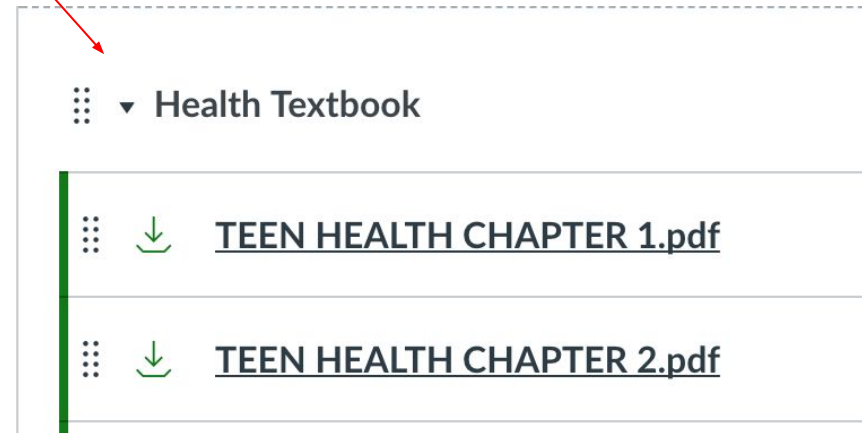


Teachers may have many different modules. Some teachers structure their classes by units, others by topic. No matter how the teacher structures their Canvas course, there will be a weekly agenda module and going to “modules” is the way to navigate the information provided online for the course.

Examples of other modules, and the items that are listed in them.



A screenshot of a Canvas course interface showing a module titled "eLearning Days". The module name is preceded by a vertical ellipsis icon and a downward-pointing triangle. Below the module title, there is a list of items. The first item is "eLearning Day 2-17-17", which is preceded by a vertical ellipsis icon and a document icon. A red arrow points from the text "Examples of other modules, and the items that are listed in them." to the "eLearning Days" module title.



A screenshot of a Canvas course interface showing a module titled "Health Textbook". The module name is preceded by a vertical ellipsis icon and a downward-pointing triangle. Below the module title, there is a list of items. The first item is "TEEN HEALTH CHAPTER 1.pdf", which is preceded by a vertical ellipsis icon and a download icon. The second item is "TEEN HEALTH CHAPTER 2.pdf", which is also preceded by a vertical ellipsis icon and a download icon. A red arrow points from the text "Examples of other modules, and the items that are listed in them." to the "Health Textbook" module title.

Have questions? Please
feel free to contact us.

Middle School
remenhiser@nhj.k12.in.us

High School
adboner@nhj.k12.in.us



This is the Canvas
App icon.

In the app it will ask what school is
needed. Find us, by typing in the same
URL used for the computer login.

nhj.instructure.com