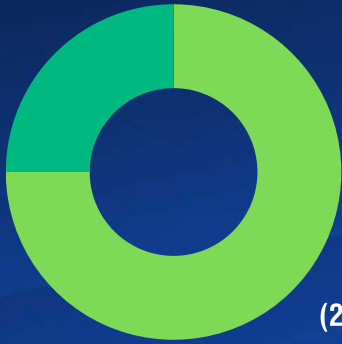


FEMALE - 24%

MALE - 76%



(65+) 20.6%

(55-64) 36.6%

(45-54) 26.1%

(35-44) 13%


(25-34) 3.3% (18-24) 0.3%



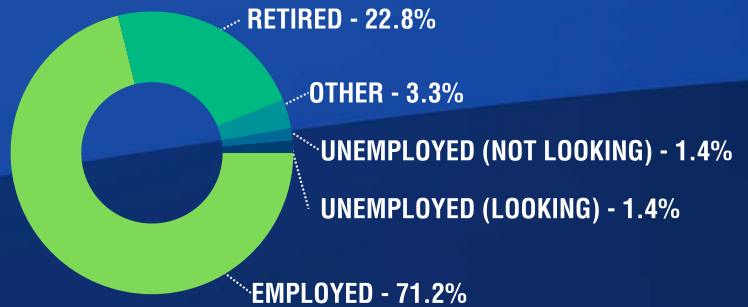
INTERESTS




EDUCATION LEVEL



CURRENT OCCUPATION STATUS

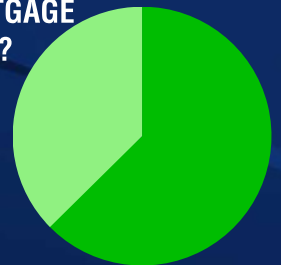


HOUSEHOLD VALUE



DO YOU HAVE A MORTGAGE ON YOUR MAIN HOME?


37% NO
63% YES



HOMEOWNER



DO YOU HAVE A 401K?



DO YOU USE FINANCIAL ADVISOR OR BROKERAGE FIRM

