



THE NEED

	Children under 6 years old	Children under 6 years old in need of care	Children under 6 years old enrolled in known programs	Children under 6 years old enrolled in high-quality programs
2018	2,834	1,587 (56%)	719 (45%)	49 (3%)
2019	2,770	1,845 (67%)	520 (28%)	44 (2%)*

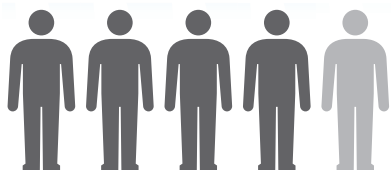
*Montgomery County is ranked 81st out of 92 counties in this area

EMPLOYER IMPACT

A study conducted by the IU Public Policy Institute and Early Learning Indiana calculated the effects of inadequate child care options resulting in work disruptions such as employee absences and turnover. These disruptions impact the bottom line of businesses, the local economy, and tax revenue. **The lack of access to child care costs Montgomery County businesses \$7.9 million annually.**

ECONOMIC IMPACT OF LACK OF ACCESS TO CHILD CARE TO RURAL AND URBAN INDIANA COUNTIES

	Impact on Indiana Businesses	Impact on the Economy	Impact on Tax Revenue
Montgomery	-\$7.9 million	\$4.9 million	-\$808,000
Indiana	-\$1.8 billion	-\$1.1 billion	-\$118.8 million



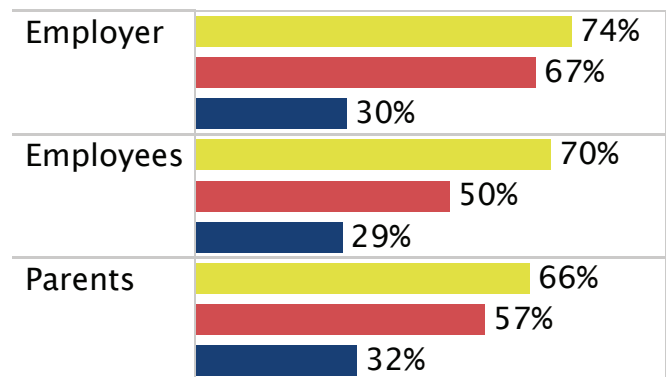
**4 out of 5
 employers (81%)**

believe their employees have difficulty focusing at work, are late, or miss work **due to issues related to child care.**

81% of employers

see child care as an important factor in their employee's decision to work in the county.

WHAT ARE THE TOP 3 ISSUES FACING MONTGOMERY COUNTY?



Legend:
 Opioid/ Substance Abuse (Yellow)
 Child Care / Early Childhood Education (Red)
 Access to Mental Health Services (Blue)

Two out of 3 employers and over half employees **rated child care as a top three issue.**

"I would like to see more accredited child care. I think we're missing opportunities for professionals to live in the community because we don't have the quality of child care that they expect for their children." -Employer

PARENT IMPACT

"Licensing doesn't matter as much as trust which can be hard when you don't know anyone."

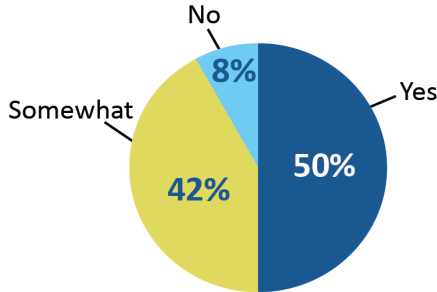
"At the end of the day, you want (quality), but you need to just find a spot."

"(Paths to QUALITY participation) doesn't matter if they don't have a seat for your child."

"In this community it's most important that there is a seat that has the days/hours you need that is affordable. At the end of the day people just need somewhere to take their kids so they can go to work."

SATISFACTION

Are you satisfied with your current child care or preschool arrangements?



AFFORDABILITY

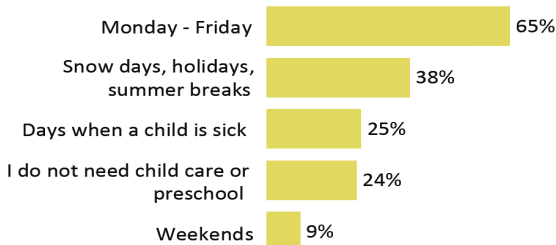
A single parent living in poverty would have to dedicate **almost half (47%) of their income** in order to access high-quality child care for **just one child**.

Single-parent families whose income is twice the poverty level would still have to set aside **almost a quarter (23%)** of their income for child care.

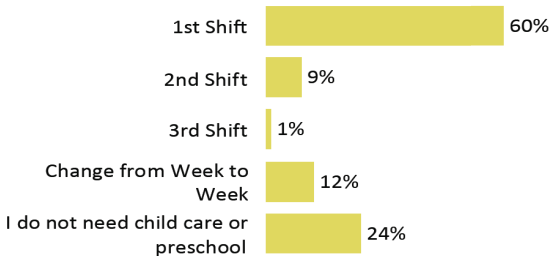
Both of these scenarios show that Montgomery County parents are paying more than the nationally recommended 7% of their income on child care.

AVAILABILITY

What days do you need child care or preschool? (select all that apply)

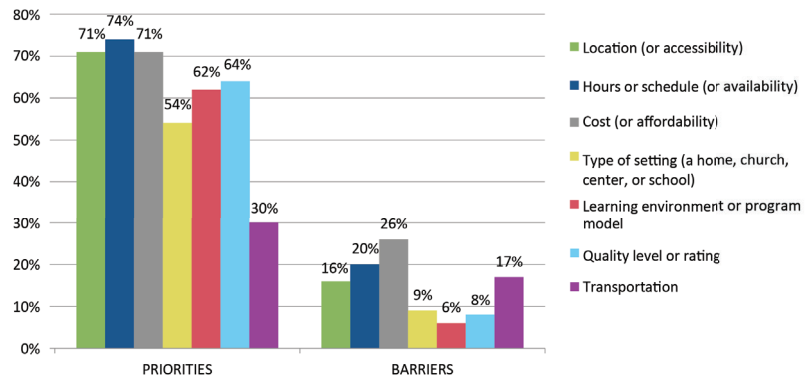


What times do you need child care the most?



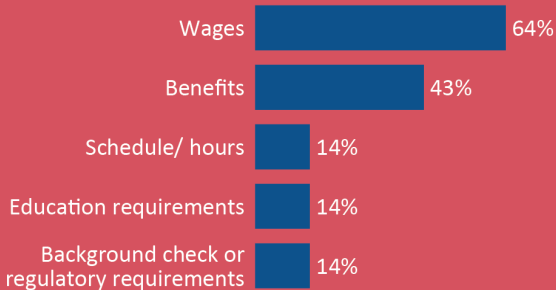
PRIORITIES & BARRIERS

What are your top priorities and barriers when looking for child care or preschool? (Select all that apply.)



PROVIDER IMPACT

What are your top challenges when recruiting or retaining staff? (select all that apply)



Access to early childhood education for all children is dependent on a large enough workforce to meet the demand. In 10 years, the early childhood education workforce is projected to grow slightly to 85.

However, with an estimated 30% turnover rate, the projected need of the workforce in Montgomery County will be 111.

Find more resources at www.mccf-in.org/early-childhood-coalition