

play

EveryCHILD
Ready toREAD®
@ your library®
everychildreadytoread.org

Discovery Bottles

Fill bottles 3/4 full with dry rice and 10-15 small toys. Look at the bottles and shake them. Talk about what you can see and what you hear. Dump the contents out and let your child put them back in. You can talk about what is in the bottle. Your child is working on fine motor skills as well!

Finger Puppets & Tangrams

Take time to play with finger puppets. Draw an animal, cut it out and add two 1/2" holes to bottom of the animal for fingers to act as legs. Do some rhymes or let your child make up their own story. From a large square, cut five triangles, one square, and one parallelogram for your tangram pieces - many patterns can be found on the Internet. Use the shapes in the tangram to create a picture. Have your child make up a story to go with the picture. You can also talk about the shapes in the tangram set.

Flannel Pizza Play Set

Play pizza maker with your child! Using felt, cut a circle of felt to be the crust. Cut smaller shapes from different color felt to be the toppings. Discuss the toppings and how you make a pizza. Let your child talk about some of their favorite foods.

Paper Bag Puppets




Make a paper bag puppet with your child. Using a paper bag, draw or color a face onto the bottom of the bag, with the mouth in the fold of the bag. The face can be human, animal or imaginary. Now you can have your own puppet show at home!

Binoculars

Use paper towel tubes and duct tape to make binoculars. Use the binoculars to play "I Spy" with your child.



Books to share with your child about play and using your imagination:



Visit any JCPL Branch or pageafterpage.org to learn more about encouraging your child's educational success.