

# \*Imagine Your Story\*

## Anderson Public Library

Summer 2020 Activity Packet

June 15 – July 31

**Register for Summer Reading! Open to all ages!**



Visit [andersonlibrary.net/srp](http://andersonlibrary.net/srp)

Use our drive-up service at the Main Library or pick-up services at Lapel to fill out a paper registration.


## Contact Us

(765) 641 2448

## Summer Time

A	W	F	A	E	S	D	E	O	M	C	G	I	L
B	O	E	H	R	P	S	M	O	N	R	S	F	W
A	L	D	N	O	R	L	O	G	E	R	A	I	A
S	L	A	S	E	I	U	E	E	B	S	N	R	T
E	A	N	A	U	N	B	N	E	O	O	D	E	E
B	M	O	L	C	K	I	I	O	N	S	A	F	R
A	H	M	E	E	L	G	H	U	F	M	L	L	M
L	S	E	E	B	E	O	S	T	I	O	S	Y	E
L	R	L	O	R	R	R	N	S	R	R	T	B	L
E	A	G	S	A	I	F	U	I	E	E	G	R	O
A	M	O	R	B	I	B	S	D	B	S	R	P	N
S	R	F	O	A	N	I	B	E	B	L	A	O	B
U	R	S	R	A	S	U	E	B	E	S	S	O	K
D	B	S	G	E	I	S	S	L	S	S	E	L	L

MARSHMALLOW  
BONFIRE  
SPRINKLER  
GRASS  
BARBECUE  
BASEBALL  
GREEN  
WATERMELON  
OUTSIDE  
SMORES  
SANDALS  
POOL  
FROG  
LEMONADE  
SUNSHINE  
FIREFLY



### Library Words

#### Across:

- 2. Read online or through an app
- 4. On dvd or blu ray
- 6. Love story
- 8. Finding information
- 10. Library program for children with books and songs
- 11. Access the internet here
- 13. Something you read

#### Down:

- 1. Library helper
- 3. When you take items home
- 4. Whodunit type of book
- 5. Facts
- 7. How you feel to come to the library
- 9. Genre that includes monsters and ghosts
- 11. Needed to get materials
- 12. Open to everyone

RECIPES TO DO WITH  
YOUR LITTLE ONES

# Popsicles

## MOLD

- ice cube tray
- bathroom cup
- small plastic containers

## POPSICLE

- strawberry - yogurt
- grape - blackberry
- cookies n' cream

## COVER

with  
aluminum  
foil

## STICKS

- popsicle sticks
- spoons
- straws
- toothpicks (cut sharp ends)

Freeze for 6-8 hours, release, enjoy!

### Strawberry - Yogurt


1 cup strawberries, cleaned, hulled, and sliced  
1 cup vanilla yogurt  
1. blend or puree strawberries  
2. spoon the strawberries and yogurt into the molds in alternating layers

### Grape - Blackberry

2 cups blackberries, cleaned  
2 cup red seedless grapes, cleaned and halved  
1. blend blackberries and grapes in a blender or food processor, run through sieve, squeezing out all the juice  
2. pour juice into molds

### Cookies n' Cream

vanilla ice cream, softened  
chocolate sandwich cookies, whole and crushed  
1. fill molds with ice cream and insert whole cookies, freeze  
2. remove frozen pops from molds and roll in crushed cookie crumbs to cover



Color me!



# Let's Go For A Walk

## SCAVENGER HUNT

<input type="checkbox"/>		<b>Tall Tree</b>	<input type="checkbox"/>		<b>Bicycle</b>
<input type="checkbox"/>		<b>Mailbox</b>	<input type="checkbox"/>		<b>Stop Sign</b>
<input type="checkbox"/>		<b>Brick House</b>	<input type="checkbox"/>		<b>Leaf</b>
<input type="checkbox"/>		<b>Bug</b>	<input type="checkbox"/>		<b>Dog</b>
<input type="checkbox"/>		<b>Fence</b>	<input type="checkbox"/>		<b>Rock</b>
<input type="checkbox"/>		<b>Black Car</b>	<input type="checkbox"/>		<b>Truck</b>
<input type="checkbox"/>		<b>Bird</b>	<input type="checkbox"/>		<b>Brown Door</b>
<input type="checkbox"/>		<b>Blue Flowers</b>	<input type="checkbox"/>		<b>Squirrel</b>

**Spend some time outside observing and talking about your neighborhood!**




# BUGS

Get outside and fill in your BINGO card!



Butterfly



Grasshopper




Bee



Dragonfly




Lightning  
Bug



Ant



Spider



Centipede



Caterpillar




Worm



Lady Bug



Praying  
Mantis



Fly



Roly Poly



Moth



Beetle

# TORNADO IN A JAR

## GATHER:

- Container (cleaned glass jar or water bottle)
- Water
- Dish Soap
- Optional Pieces (glitter, hot glue gun)

## STEP 1:

Fill container with water

## STEP 2:

Squirt in dish soap

## STEP 3:

OPTIONAL

- Add glitter
- Glue cap shut

## STEP 4:

Rotate Container

## WHAT'S HAPPENING?

Friction. As you twist the jar, the water inside up against the glass is pulled along due to its friction against the glass walls. The fluid toward the inside takes longer to get moving. But eventually both the glass jar and the fluid are spinning as you rotate the jar. When you stop rotating the jar, the fluid inside keeps spinning. A mini twister can be seen!

# PERSONAL TIME CAPSULE

TIME CAPSULES ALLOW US TO LOOK BACK IN TIME AND DISCOVER WHAT WAS DIFFERENT OR THE SAME FROM OUR CURRENT LIVES. MAKE ONE OF YOUR OWN TO LOOK AT IN THE FUTURE!

## CONTAINERS

- metal coffee cans with lid
- large plastic coffee can with screw-on lid
- plastic container with lid
- empty oatmeal container
- empty shoebox
- empty cereal box

USE MARKERS, PAINT, AND OTHER ITEMS TO DECORATE YOUR TIME CAPSULE

## ITEM IDEAS

- letter to future self
- photos of people and places important to you
- newspaper articles with current events
- letters from other people
- filled journals
- price tags or receipts of typical things
- items that are important to you
- movie ticket stubs
- lists

## SEALING

- duct tape
- glue

## LIST IDEAS

- favorite songs
- favorite books
- favorite movies
- best friends
- bucket list
- frequently used websites

THE CAPSULES DON'T NEED TO BE BURIED, BUT STORE THEM IN A SAFE PLACE UNTIL THE TIME COMES TO OPEN THEM.



Color me!



©j clement wall



courtesy of <https://judyclementwall.com/coloring-pages/>

Packet #1



