



2024 2025 ANNUAL REPORT

765-643-0200

www.alternativesdv.org
info@alternativesdv.org

P.O. Box 1302
Anderson, IN 46015



THANK YOU

Thank you to everyone who supported our programs and services this fiscal year. Because of you, survivors found safety, children felt peace, and communities came together to create a better future. Thank you for being part of our essential work to break the cycle of violence. Take a look at the impact you helped create!



HOUSING PROGRAMS

148

survivors served in
short-term housing

49

families served in
long-term housing

83%

achieved their
self-identified goals

93%

increased their
self-sufficiency



NONRESIDENTIAL SERVICES



169

survivors
served

317

case management
sessions provided



84%

created a
safety plan

SURVIVOR SUPPORTS

86

received flexible
funding assistance

77


support & education
groups provided

96%

of group participants
learned new ways to
plan for their safety



PREVENTION & EDUCATION



537

classroom
presentations

37

awareness
events

94%

increased their
knowledge



LEADERSHIP

BOARD OF TRUSTEES

Julie L. Hettinga
President
Likens Farms

David A. Shapiro, M.D.
Vice President
Muncie Comprehensive
Treatment Center

Aaron Reger
Treasurer
State Bank

Tina M. Baker
Secretary
Harrah's Hoosier Park Racing &
Casino

Shane E. Briggs
Pendleton Police Department

Amanda G. Currie
Ellie Mental Health

Crystal Everhart*
Volunteer

Claire Lee, RN
IU Health Ball Memorial Hospital

Megan McFearin
Adinamis & Saunders, P.C.

Lynda O'Neill
Retired

Beatrice R. Ramey
Madison County Government

Mary Schmid
Kleenco Maintenance & Construction, Inc.
& IU McKinney School of Law

Catherine Wilson
Secretary of State's Office

Sarah Wilson
Elanco Division, Eli Lilly and Company

*Service Concluded



COMMITTEES

BYLAWS COMMITTEE

Mary Schmid, Chair
David A. Shapiro, M.D.
Sarah Wilson

PERSONNEL COMMITTEE

Daniel Johnson
Beatrice R. Ramey, Chair
Shawn Swindell
Erin Wire

EXECUTIVE COMMITTEE

Tina M. Baker
Julie L. Hettinga, Chair
Aaron Reger
David A. Shapiro, M.D.

PROGRAM COMMITTEE

Tia Baker
Shane E. Briggs
Amanda G. Currie
Julie L. Hettinga, Chair
Julianne Jarrell
Lessa Johnson
Lynda O'Neill
Catherine Wilson

FINANCE/PROPERTY COMMITTEE

India DeGraphenreed
John B. Harris*
Christine L. Nottingham
Aaron Reger, Chair
David A. Shapiro, M.D.
Terra Skinner

TRUSTEE DEVELOPMENT COMMITTEE


Julie L. Hettinga, Chair
David A. Shapiro, M.D.

**Service Concluded*

GRANT FUNDERS

- Anderson Community School Corporation
- Anderson Housing Authority
- The CenterPoint Energy Foundation
- Christ Church Cathedral Women
- City of Anderson
- City of Elwood
- City of Greenfield
- City of Tipton
- Community Foundation of Hancock County
- County Materials Corporation
- Emergency Food and Shelter Program
- The Fraternal Order of Eagles Indiana State Auxiliary, Inc.
- Grand Aerie Fraternal Order of Eagles
- Heart of Indiana United Way
- Indiana Criminal Justice Institute
- Indiana Housing and Community Development Authority
- Madison County Community Foundation
- The MIBOR REALTOR Foundation
- Tipton County
- Tipton County Foundation, Inc.
- United Way of Central Indiana
- United Way Serving Howard & Tipton Counties
- Walmart Foundation
- Women's Fund of Central Indiana, a fund of CICF





FINANCIAL REPORT

REVENUE

Community Support	\$	198,161
In-kind Contributions	\$	99,585
Special Events	\$	114,383
Federal & State Grants	\$	1,165,311
Foundations	\$	80,335
United Ways	\$	83,966
Program Fees	\$	63,099
Investments & Retention Credit	\$	226,062

TOTAL REVENUE

\$ 2,030,902

EXPENSES

Personnel	\$	1,029,702
Professional Fees	\$	40,884
Supplies	\$	118,770
Occupancy Expenses	\$	210,637
Client Assistance	\$	371,337
Travel Expenses	\$	16,400
Miscellaneous	\$	15,931
Depreciation	\$	94,577

TOTAL REVENUE

\$ 1,898,238

End of Year Net Assets:

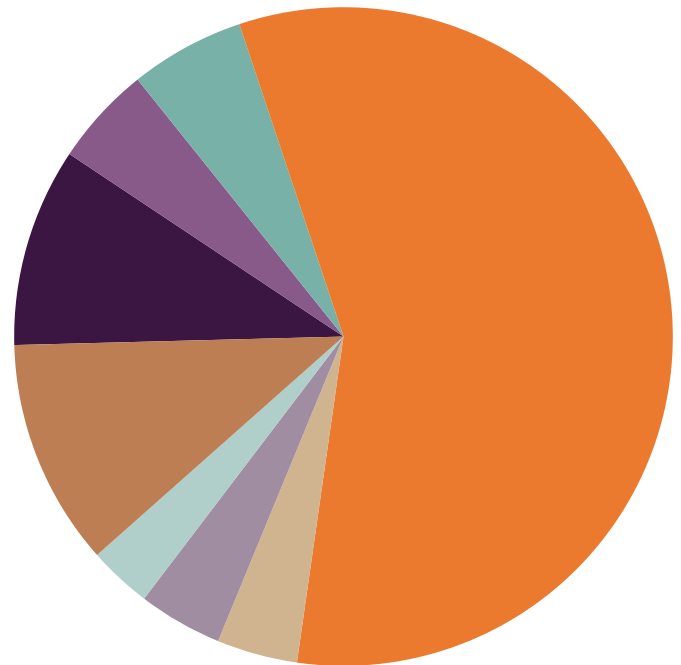
\$ 3,457,946



FINANCIALS CONTINUED

WHERE OUR FUNDS COME FROM

Community Support	9.76%
In-kind Contributions	4.90%
Special Events	5.63%
Federal & State Grants	57.38%
Foundations	3.96%
United Ways	4.13%
Program Fees	3.11%
Investments/Retention Credit	11.13%



HOW WE USE OUR FUNDS

Emergency Housing	41.43%
Transitional Housing	7.26%
Scattered-Site Transitional & Rapid Rehousing	23.16%
Prevention	4.28%
Nonresidential	13.76%
Administration	6.86%
Fundraising	3.25%

