WATER SYSTEM IMPROVEMENTS
FOR THE
CITY OF SALEM
WASHINGTON COUNTY, INDIANA
RECORD DRAWING 2011

MAYOR
DAVID BOWER

CITY COUNCIL
JUSTIN GREEN
LESLE LEIS
DAN LIBKA
WALLY TERKHORN
NANCY FULTZ

BOARD OF PUBLIC WORKS
DAVID L. BOWER
MAR DEWEES
JODY SMEDLEY

CLERK-TREASURER
PATRICIA PERSINGER

WATER SUPERINTENDENT
RUSSELL BROWN

ATTORNEY
ANDREW WRIGHT

PROJECT LOCATION

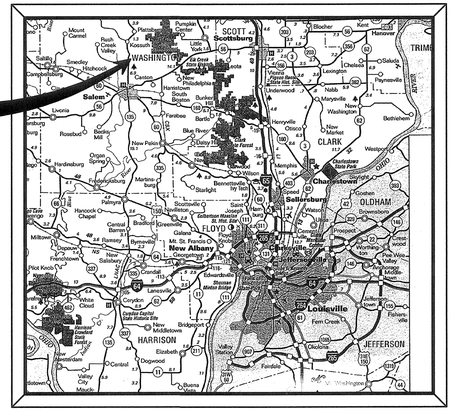

N

NOT TO SCALE

LOCATION MAP
NOT TO SCALE

RECORD DRAWING

S.J.B.	R.A.B.
DRAWN	DESIGN
OWNER	JUNE 2011
INSPECTOR	DATE

Midwestern Engineers, Inc.
802 West Broadway Street
P.O. Box 295
Loogootee, IN. 47553
Phone: 812-295-2800
Fax: 812-295-2801
Consultants · Civil · Mechanical · Electrical
Quality Engineering Services Since 1959

PLANS CERTIFIED BY: Richard A. Burch, P.E. 5-7-10 DATE
REGISTERED ENGINEER No.890227 STATE OF INDIANA

QUALITY CONTROL REVIEWER: David L. Dahl, P.E. 5-7-10 DATE
REGISTERED ENGINEER No.18887 STATE OF INDIANA

RICHARD A. BURCH REGISTERED No. 890227 STATE OF INDIANA PROFESSIONAL ENGINEER

COPYRIGHT © 2010 Midwestern Engineers, Inc.

PROJECT NUMBER
200906-00

FILE NUMBER
31613

1

1 OF 6

WASHINGTON COUNTY

RICK GRAVES, HIGHWAY SUPERVISOR
600 ANSON STREET
SALEM, IN 47167
PH. 1-812-883-3538

UTILITIES:

PHONE:
Blue River Networking Services INC.
200 N. Main Street
Salem, IN
PH. (812)-865-4338

ELECTRIC:
JACKSON COUNTY REMC
274 EAST BASE RD.
P.O. BOX K
BROWNSTOWN, IN 47220
PH. 1-800-288-4458

WATER:
Salem Water Works Office
201 East Market Street
Salem, IN
PH: (812)-883-3937

East Washington Rural Water
209 W. Walnut St.
Salem, IN
PH: (812)-883-6429

HOLEY MOLEY SAYS,
"CALL BEFORE YOU DIG"
(TWO WORKING DAYS PLEASE)
1-800-382-5544 INSIDE INDIANA
1-800-428-5200 OUTSIDE INDIANA

CABLE:
Tele-Media Solutions
105 East Railroad Street
Pekin, IN
PH: (812)-967-3171

GAS:
Empire Gas
212 South Voyals Rd.
Perkin, IN
PH: (812)-967-6010

Midwest Natural Gas Corporation
1652 W. McClain Ave.
Scottsburg, IN
PH: (812)-752-2230

GENERAL NOTES:

1. TOPOGRAPHY SHOWN ON PLAN SHEETS IS INTENDED TO SHOW THE GENERAL LOCATION OF FENCES, CULVERTS, DRIVES, EXISTING UTILITIES, POINTS OF CONNECTION, ETC. HOWEVER, THE EXACT LOCATION AND QUANTITIES SHALL BE VERIFIED AT THE TIME OF CONSTRUCTION.
2. ELEVATIONS ARE BASED UPON U.S.G.S. DATUM.
3. THE CONTRACTOR SHALL CALL INDIANA UNDERGROUND SERVICES AT 1-800-382-5544 PRIOR TO ANY CONSTRUCTION TWO (2) FULL WORKING DAYS BEFORE CONSTRUCTION IS TO BEGIN.
4. THE LOCATION OF EXISTING UTILITIES ETC. SHOWN ON THESE PLANS ARE NOT THE EXACT LOCATIONS BUT ONLY A GENERAL LOCATION. ALTHOUGH THESE PLANS HAVE ATTEMPTED TO SHOW ALL EXISTING UTILITIES, THE CONTRACTOR SHALL NOT ASSUME ALL EXISTING UTILITIES HAVE BEEN SHOWN. THEREFORE, IT SHALL BE THE CONTRACTORS RESPONSIBILITY TO SEE THAT ALL EXISTING UTILITIES WITHIN CONSTRUCTION AREAS ARE CLEARLY MARKED IN THE FIELD PRIOR TO ANY CONSTRUCTION IN THE AREA.
5. EXACT LOCATION OF GATE VALVES, FITTINGS, ETC. TO BE DETERMINED AT THE TIME OF CONSTRUCTION.
6. DOWN TIME COORDINATION MUST BE MADE WITH THE WATER UTILITY PRIOR TO WET OR DRY TAPPING WATER MAINS.
7. PROPERTY LINES, WHERE SHOWN, ARE BASED ON COUNTY PLAT RECORDS. THE SAID PROPERTY LINES ON THESE PLAN SHEETS DO NOT REPRESENT PROPERTY SURVEYS, BUT ARE ONLY APPROXIMATE LOCATIONS FOR REFERENCE PURPOSES ONLY.
8. ABANDONED IN PLACE WATER MAINS SHALL BE PLUGGED OR CAPPED AND BLOCKED NEAR POINTS OF CONNECTION.

LEGEND:

6" / 6"-P.V.C.	PROPOSED WATER MAIN & SIZE		TREE
W W	EXISTING WATER MAIN & SIZE	HO.	HOUSE
	PROPOSED GATE VALVE	H.T.	HOUSE TRAILER
	PROPOSED FIRE HYDRANT		BURIED TELEPHONE CABLE
W W	EXISTING GATE VALVE	GAS GAS	GAS MAIN
W W	EXISTING FLUSH HYDRANT	HT HT	HIGH TENSILE FENCE
W W	EXISTING BLOW-OFF	X	WOVEN OR BARBED WIRE FENCE
E/F E/F	EXISTING FENCE	WI CL	WROUGHT IRON OR CHAIN LINK FENCE
PL PL	PROPERTY LINE	E /	ELECTRIC OR WOOD FENCE
685	EXISTING CONTOURS		UTILITY POLE WITH GUY WIRE
688	PROPOSED FINISHED CONTOURS		DRAINAGE CULVERT
	DEMOLITION		

PLAN SHEET SCHEDULE:

1 COVER SHEET
2 INFORMATION SHEET
3 OVERALL
4 PLAN
5 DETAIL SHEET
6 DETAIL SHEET

PLAN SHEET INFORMATION

802 West Broadway Street
P.O. Box 295
Longcotes, IN. 47553
Phone: 812-295-2800
Fax: 812-295-2801
Midwestern Engineers, Inc.
Consultants - Civil - Mechanical - Electrical
Quality Engineering Services Since 1959

PRELIMINARY- WATER TREATMENT PLANT IMPROVEMENTS FOR THE CITY OF SALEM
WASHINGTON COUNTY , INDIANA

REVISIONS

RICHARD A. BURCH REGISTERED No. 890227 STATE OF INDIANA PROFESSIONAL ENGINEER

RECORD DRAWING 5-7-10

S.J.B.	R.A.B.
DRAWN	DESIGN
OWNER	JUNE 2011
INSPECTOR	DATE

© 2010 Midwestern Engineers, Inc. 802 West Broadway Street P.O. Box 295 Longcotes, Indiana 47553

DATE
MAY 2010
DESIGN
R.A.B
DRAWN
K.M.G.
Q.C. CHECK
PROJECT NUMBER
200906-00

2
2 OF 6

FILE NUMBER
31612

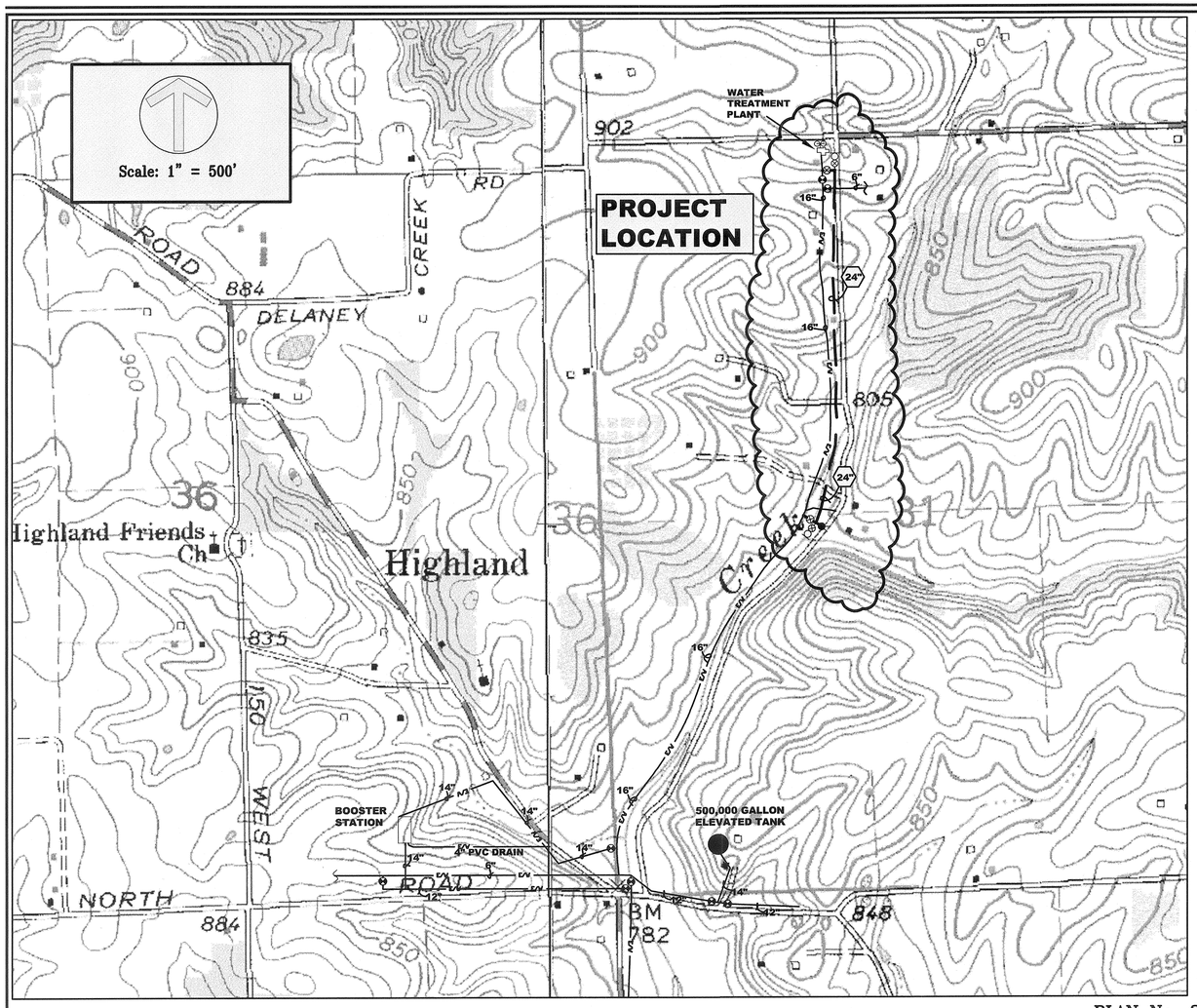

PLAN No. 2

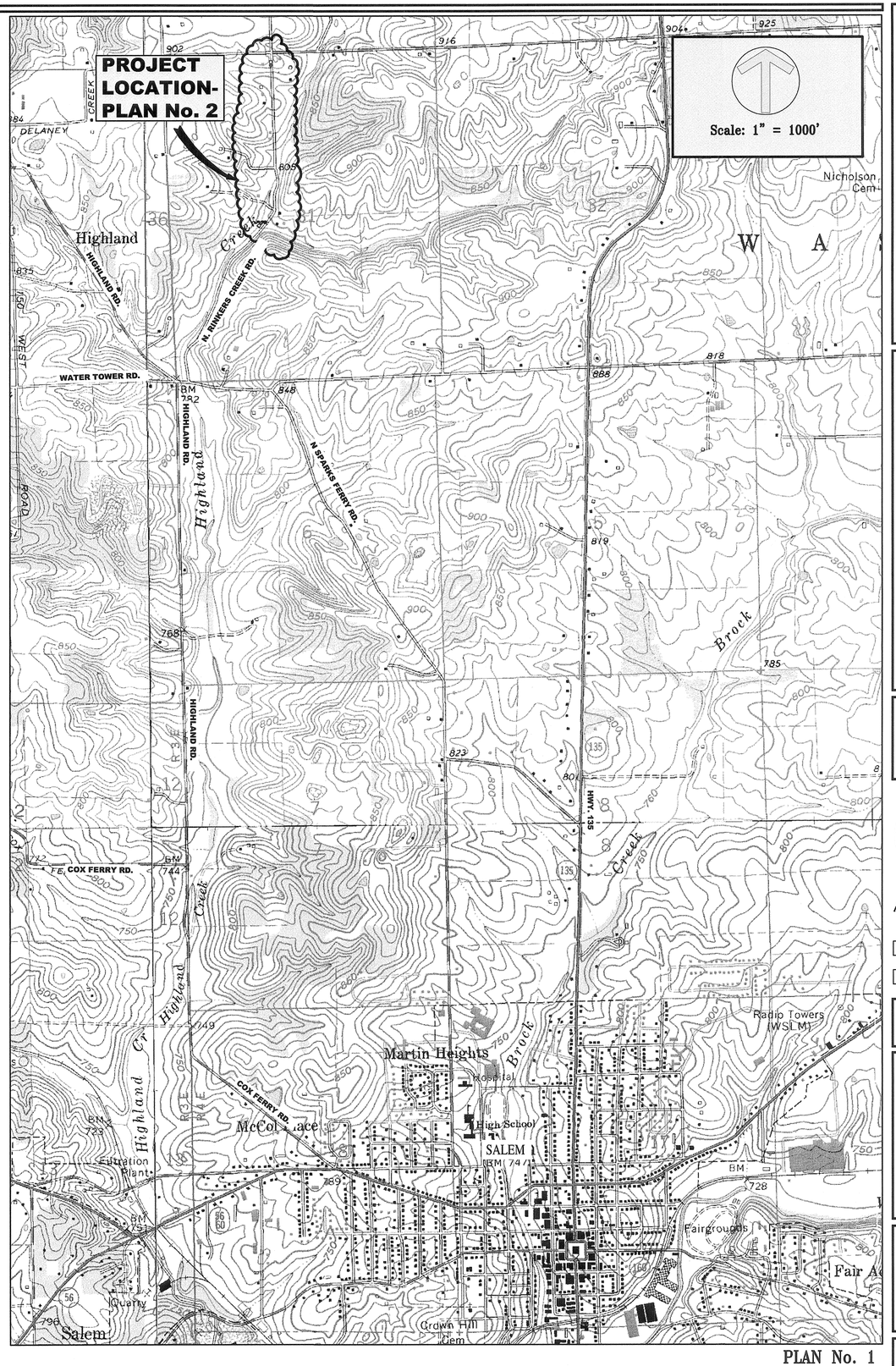

PLAN No. 1

Midwestern Engineers, Inc.
802 West Broadway Street
P.O. Box 295
Logansport, IN. 47553
Phone: 812-295-2800
Fax: 812-295-2801
Consultants - Civil - Mechanical - Electrical
Quality Engineering Services Since 1959

PRELIMINARY- WATER TREATMENT PLANT IMPROVEMENTS FOR THE CITY OF SALEM

WASHINGTON COUNTY, INDIANA

REVISIONS

RICHARD A. BUSCH REGISTERED No. 890227 STATE OF INDIANA PROFESSIONAL ENGINEER

5-7-10

RECORD DRAWING

S.J.B.	R.A.B.
DRAWN	DESIGN
OWNER	JUNE 2011
INSPECTOR	DATE

© 2010 Midwestern Engineers, Inc. 802 West Broadway Street P.O. Box 295 Logansport, Indiana 47553

DATE
MAY 2010
DESIGN
R.A.B
DRAWN
K.M.G.
Q.C. CHECK

PROJECT NUMBER
200906-00

3

3 OF 6

FILE NUMBER
31611

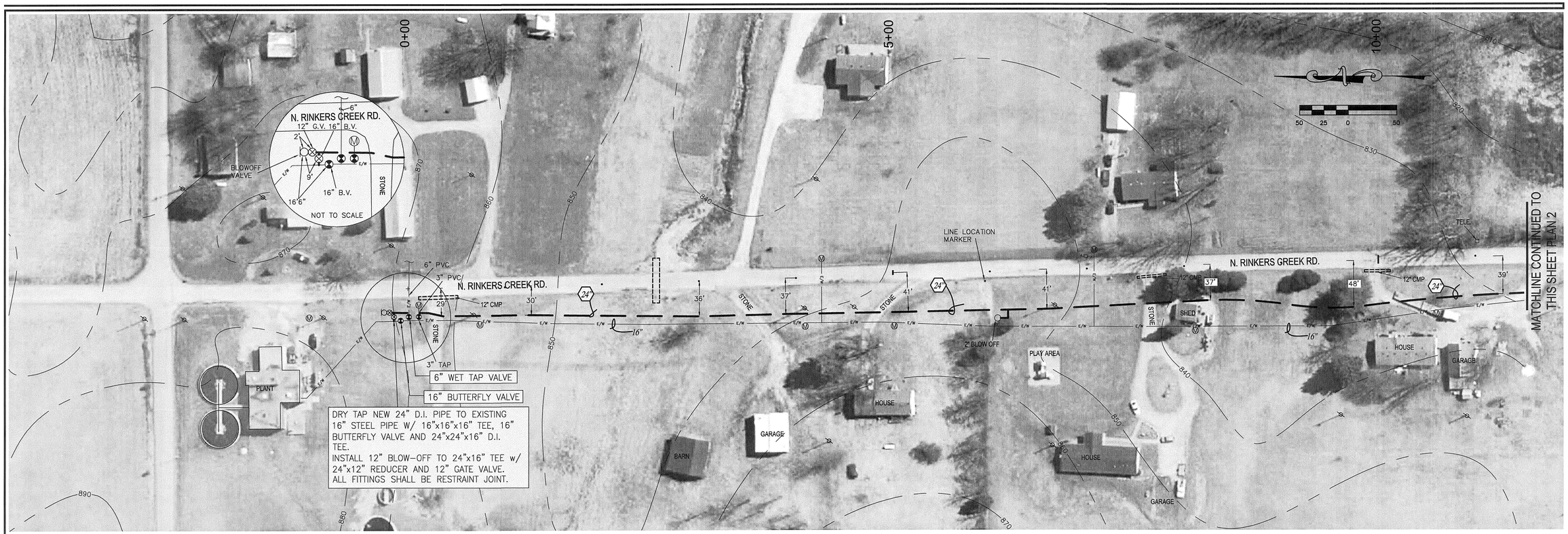

NOTE: NEW 24" CL. 250 D.I. MAIN WITH POLYETHYLENE ENCASEMENT TO BE LOCATED WITHIN 8' OF 16" MAIN EXPECT WHERE MAINS CROSS

PLAN No. 1

PLAN No. 2

802 West Broadway Street
P.O. Box 295
Logootee, IN. 47553
Phone: 812-295-2800
Fax: 812-295-2801
Midwestern Engineers, Inc.
Consultants - Civil - Mechanical - Electrical
Quality Engineering Services Since 1959

PRELIMINARY- WATER TREATMENT PLANT IMPROVEMENTS FOR THE CITY OF SALEM
WASHINGTON COUNTY, INDIANA

REVISIONS

RICHARD A. BURCH
REGISTERED
No. 890227
STATE OF
INDIANA
PROFESSIONAL ENGINEER

Richard A. Burch 5-7-10

RECORD DRAWING

S.J.B.	R.A.B.
DRAWN	DESIGN
OWNER	JUNE 2011
INSPECTOR	DATE

© 2010
Midwestern Engineers, Inc.
802 West Broadway Street
P.O. Box 295
Logootee, Indiana 47553

DATE
MAY 2010
DESIGN
R.A.B
DRAWN
K.M.G.
Q.C. CHECK
PROJECT NUMBER
200906-00

4

4 OF 6

FILE NUMBER
31610

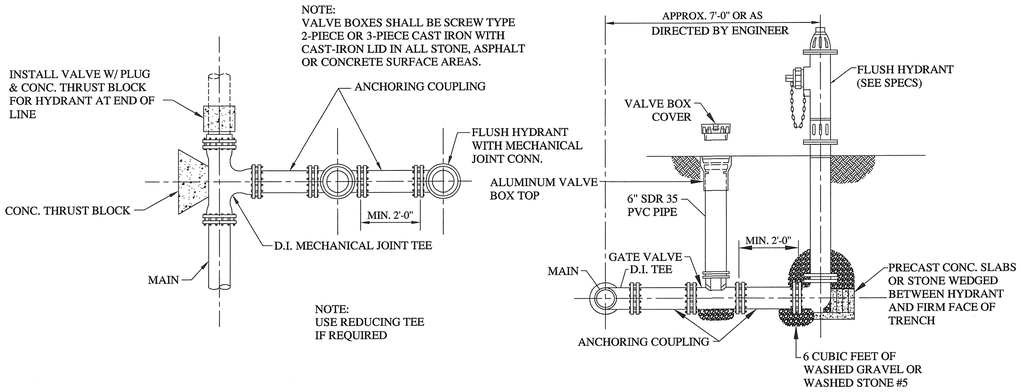

DETAIL OF FLUSH HYDRANT CONNECTION

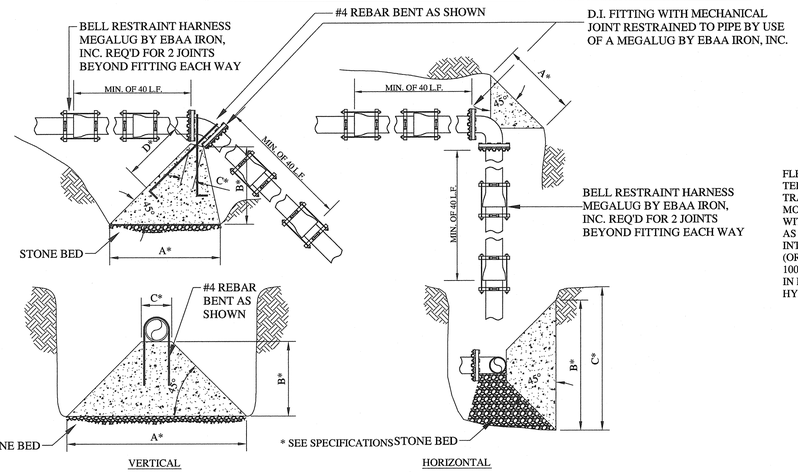

TYPICAL THRUST BLOCK DETAIL

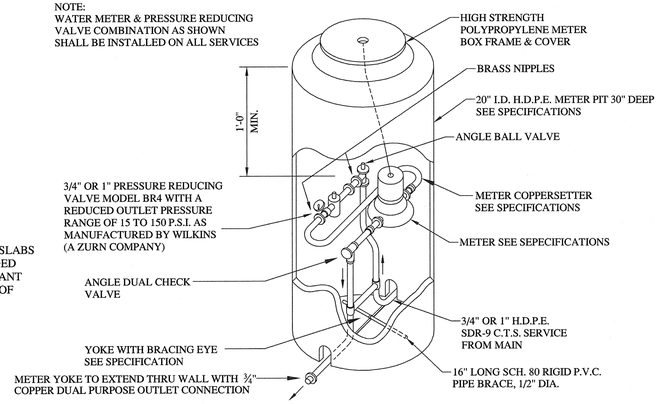

DETAIL OF PRESSURE REDUCING VALVE & WATER METER

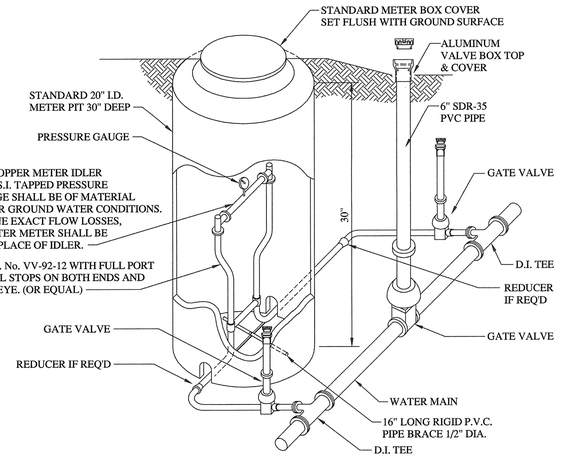

LEAK DETECTION DEVICE

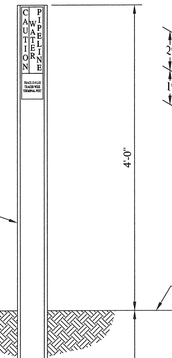

LOCATION MARKER WITH TRACER WIRE TERMINAL TEST POINTS

NOTE:
CONTRACTOR SHALL BE REQUIRED TO PROVIDE PHOTOGRAPHS
OF THE FIELD TILE REPAIR (BOTH PRIOR TO AND AFTER REPAIR)
PRIOR TO EARTH LOAM BACKFILL. THE CONTRACTOR SHALL PROVIDE
A LABELED 3-RING BINDER CONTAINING THE REQUIRED PHOTOGRAPHS.
EACH PHOTOGRAPH SHALL BE PROPERLY LABELED WITH THE PROPER
STATIONING, SIZE OF TILE REPAIR, DATE OF REPAIR AND PROPERTY OWNER.

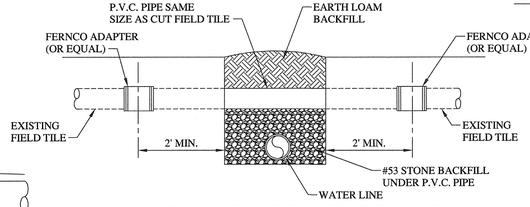

FIELD TILE REPAIR DETAIL

CUT-IN SLEEVE FOR VALVE OR TEE TO EXISTING MAIN

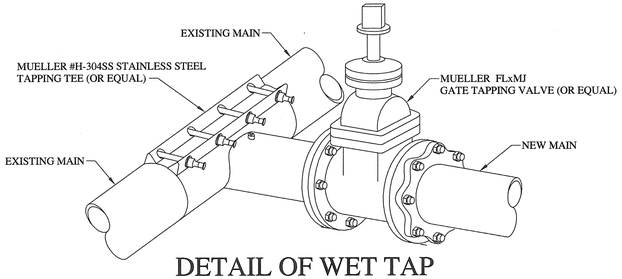

DETAIL OF WET TAP TO EXISTING MAIN

NOTE:
VALVE BOXES SHALL BE SCREW TYPE,
2-PIECE OR 3-PIECE CAST IRON WITH
CAST IRON LID IN ALL STONE,
ASPHALT OR CONCRETE AREAS.

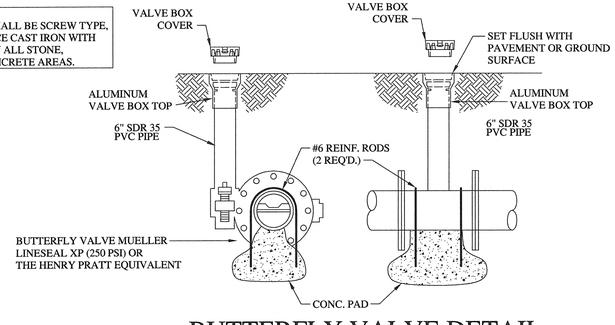

BUTTERFLY VALVE DETAIL

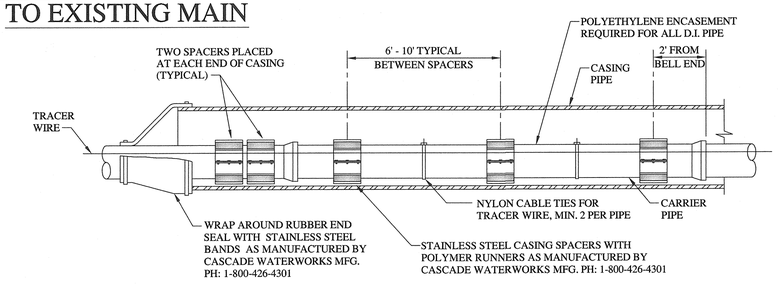

TYPICAL CASING SPACERS AND END SEALS DETAIL

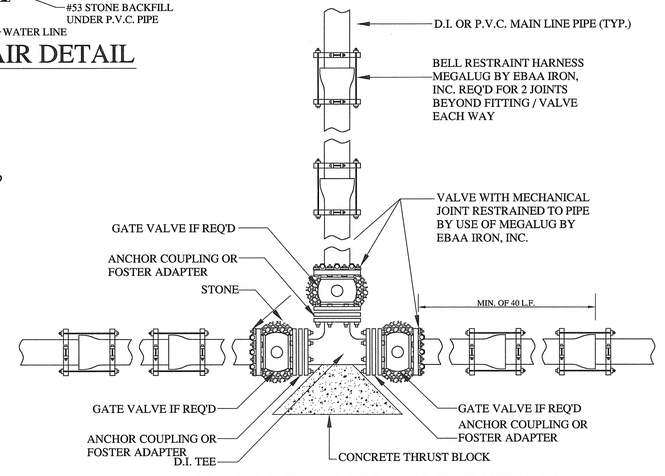

DETAIL OF BRANCH CONNECTION FOR DUCTILE, CAST IRON OR PLASTIC PIPE

802 West Broadway Street
P.O. Box 295
Logootee, IN 47553
Phone: 812-295-2800
Fax: 812-295-2801
Consultants - Civil - Mechanical - Electrical
Quality Engineering Services Since 1959
Midwestern Engineers, Inc.

PRELIMINARY- WATER TREATMENT PLANT IMPROVEMENTS FOR THE CITY OF SALEM
WASHINGTON COUNTY, INDIANA

REVISIONS

RICHARD A. BUSCH REGISTERED No. 890227 STATE OF INDIANA PROFESSIONAL ENGINEER

RECORD DRAWING 5-7-10

S.J.B.	R.A.B.
DRAWN	DESIGN
OWNER INSPECTOR	JUNE 2011 DATE

© 2010
Midwestern Engineers, Inc.
802 West Broadway Street
P.O. Box 295
Logootee, Indiana 47553

DATE
MAY 2010 DESIGN
R.A.B DRAWN
K.M.G. Q.C. CHECK
PROJECT NUMBER
200906-00

5
5 OF 6

FILE NUMBER
31609

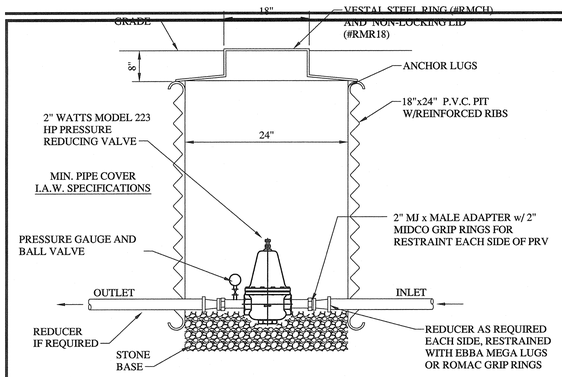

P.R.V. VALVE & SETTING

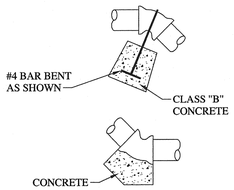

NOTE:
CONCRETE TO BE PLACED BETWEEN FIRM EARTH OF TRENCH & PIPE AT ALL TEES & BENDS.

THRUST BLOCK DETAILS

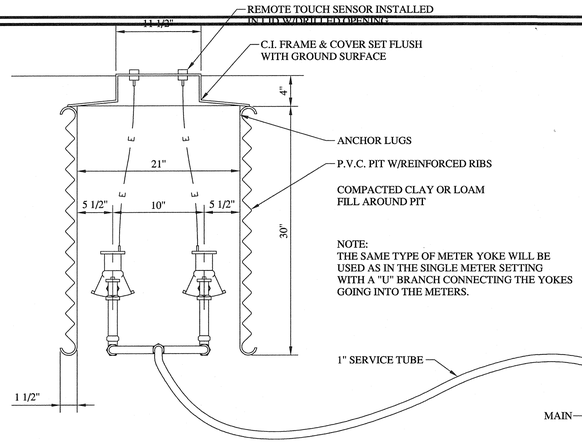

NOTE:
THE SAME TYPE OF METER YOKE WILL BE USED AS IN THE SINGLE METER SETTING WITH A "U" BRANCH CONNECTING THE YOKES GOING INTO THE METERS.

NOTE:
SADDLES REQ'D. ON P.V.C. MAINS

DOUBLE METER SETTING

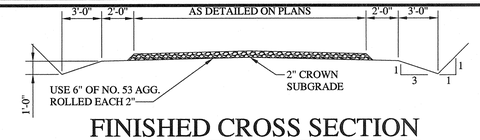

FINISHED CROSS SECTION ACCESS ROAD

NOTE:
HORIZONTAL DISTANCES ARE MEASURED AT RIGHT ANGLES TO ℄ OF TRACKS

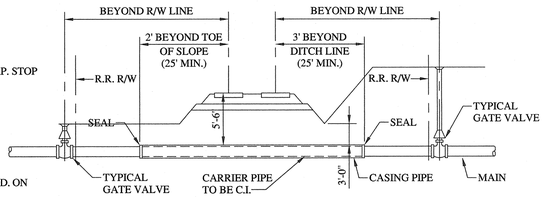

RAILROAD CROSSING SECTION

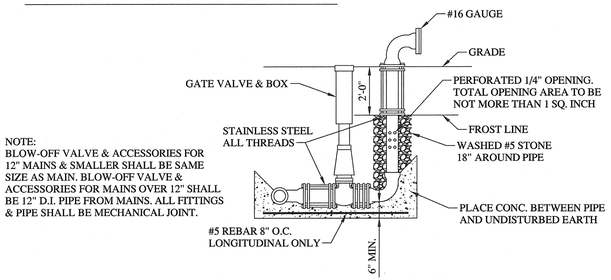

NOTE:
BLOW-OFF VALVE & ACCESSORIES FOR 12" MAINS & SMALLER SHALL BE SAME SIZE AS MAIN. BLOW-OFF VALVE & ACCESSORIES FOR MAINS OVER 12" SHALL BE 12" D.I. PIPE FROM MAINS. ALL FITTINGS & PIPE SHALL BE MECHANICAL JOINT.

BLOW-OFF VALVE DETAIL

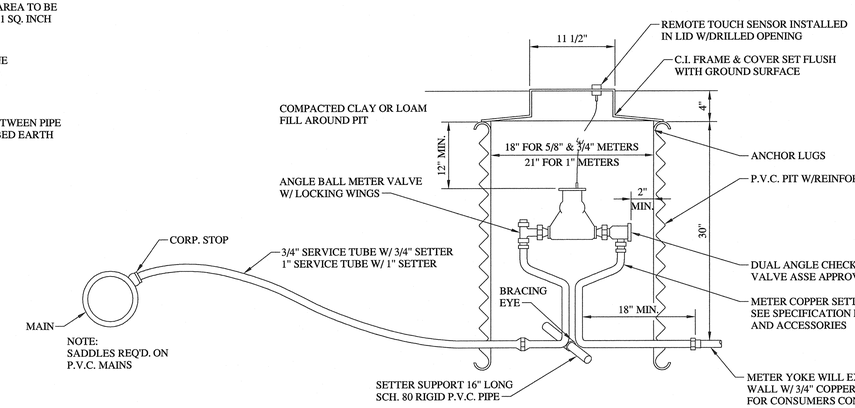

NOTE:
SADDLES REQ'D. ON P.V.C. MAINS

METER & BOX SETTING

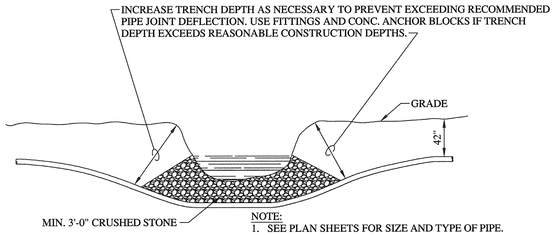

NOTE:
1. SEE PLAN SHEETS FOR SIZE AND TYPE OF PIPE.
2. PLASTIC SHALL BE ENCASED WITH 8" SAND.
3. IF ROCK IS ENCOUNTERED, MIN. 6" SAND BEDDING REQUIRED UNDER ALL TYPES OF PIPE.

CREEK CROSSING SECTION

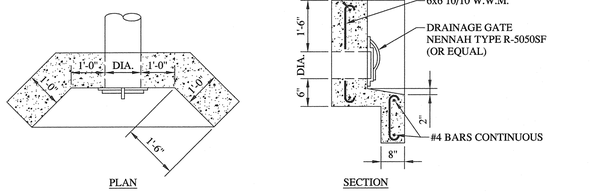

HEADWALL DETAIL

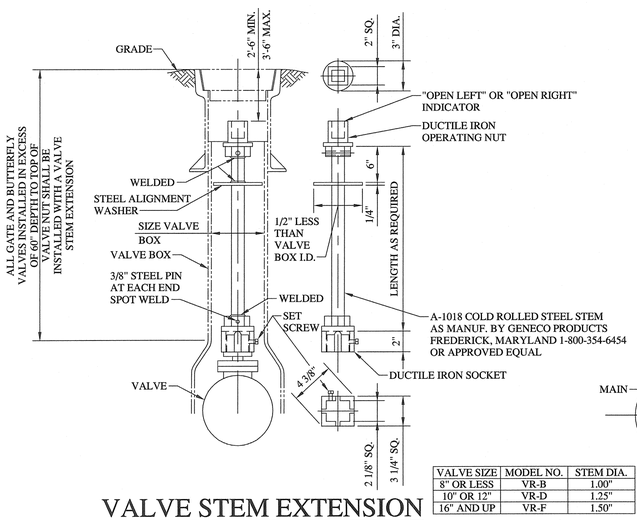

VALVE SIZE	MODEL NO.	STEM DIA.
8" OR LESS	VR-B	1.00"
10" OR 12"	VR-D	1.25"
16" AND UP	VR-F	1.50"

VALVE STEM EXTENSION

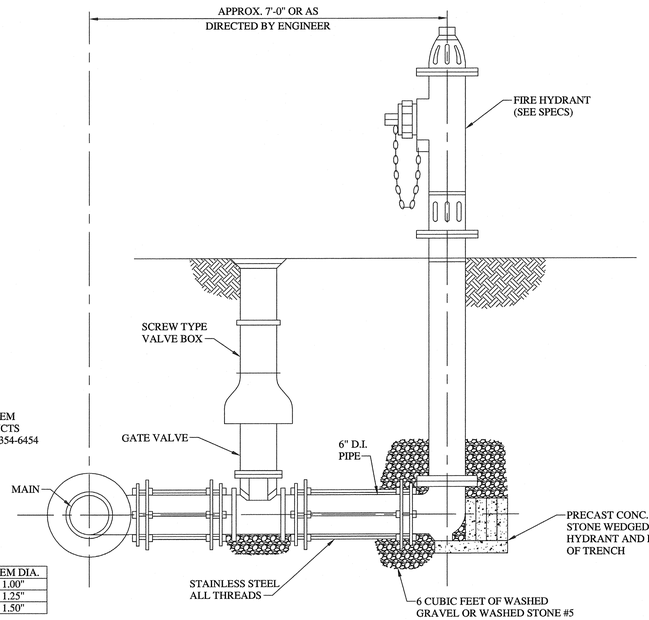

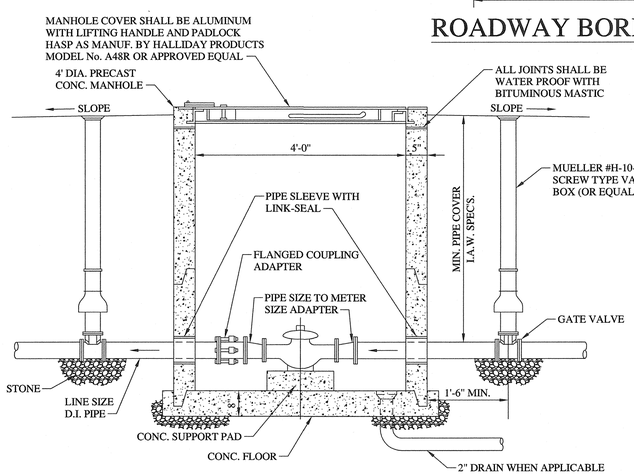

NOTES:
1. ALL DETAILS TYPICAL UNLESS OTHERWISE NOTED.
2. DO NOT SCALE DETAILS.

1 1/2" AND LARGER WATER METER & BOX SETTING

ROADWAY BORING SECTION

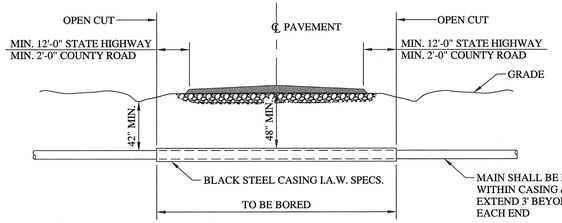

802 West Broadway Street
P.O. Box 295
Longcoute, IN 47553
Phone: 812-295-2800
Fax: 812-295-2801
Consultants - Civil - Mechanical - Electrical
Quality Engineering Services, Since 1959
Midwestern Engineers, Inc.

PRELIMINARY- WATER TREATMENT PLANT IMPROVEMENTS FOR THE CITY OF SALEM
WASHINGTON COUNTY, INDIANA

REVISIONS

RICHARD A. BURCH REGISTERED No. 890227 STATE OF INDIANA PROFESSIONAL ENGINEER

RECORD DRAWING 5-7-10

S.J.B.	R.A.B.
DRAWN	DESIGN
OWNER	JUNE 2011
INSPECTOR	DATE

© 2010
Midwestern Engineers, Inc.
802 West Broadway Street
P.O. Box 295
Longcoute, Indiana 47553

DATE
MAY 2010
DESIGN
R.A.B
DRAWN
K.M.G.
Q.C. CHECK
PROJECT NUMBER
200906-00

6
6 OF 6

FILE NUMBER
31608